

**All of Anderson's products** are made to the strictest quality standards and specifications and are designed to provide superior work performance and safe operation when used properly.



**Warning: Failure to observe safety precautions may result in injury.**

Many manufacturers mark some safety warnings, recommendations and usage restrictions directly on the product. However, it is not always practical to include even the most limited safety information on the product itself. Therefore, the operator **MUST READ** and **FOLLOW** all instructions supplied in or on the product container as well as those marked on the product. The operator should also refer to the safety and operating information printed in this catalog and other literature.

## Safety Standards

Comply with the following safety standards of the American National Standards Institute:

- ANSI B165.1 "Safety Requirements - Power Brushes"
- ANSI B7.1 "Safety Requirements - For the Use, Care and Protection of Abrasive Wheels".

## Safety Goggles

Safety goggles or full face shields worn over safety glasses with side shields **MUST BE WORN BY ALL OPERATORS AND OTHERS IN THE AREA OF BRUSH AND ABRASIVE OPERATIONS.** Comply with the requirements of ANSI Z87.1 "Occupational Eye and Face Protection".



## Protective Clothing

Appropriate protective clothing must be used where there is a possibility of injury that can be prevented by such clothing.



## Hearing Protection

Use of these products may create elevated sound levels. Hearing protection must be worn where required.



## Safety Gloves

Grinding applications are conducted in harsh environments. The use of safety gloves is recommended.



## Respiratory Protection

Wear respiratory protection against dust and fumes (see ANSI Z88.2).



## Speeds

Observe all speed restrictions indicated on brushes, abrasives, containers, labels, or printed in pertinent literature. MSFS means Maximum Safe Free Speed (RPM) - spinning free with no work applied. For reasons of safety, MSFS or Maximum RPM should not be exceeded under any circumstances.



## Tool Guards

Guards must be kept in place at all times when product is running.

## Tool/Work Rest

On bench grinders, tool/work rests should be used to support the work-piece during use. It should have a maximum opening of 1/8" to the product face. Only adjust the rest when the product is not in motion.

## Availability of ANSI Standards

Based on the collective experience of the American Brush Manufacturers Association Industrial Division members (ANSI B165.1) and the United Abrasives Manufacturers Association's Bonded Division (ANSI B7.1) both ANSI Standards are referenced and provided solely as a public service for the guidance of the users of the members' products. All Brush and Abrasive recommendations are not necessarily complete with respect to any particular application and common sense safety considerations should be adhered to generally. Any applicable federal, state, local law or regulation must be strictly adhered to and is controlling over any recommendation contained herein.

---

## Before Starting Product:

Use eye protection and safety equipment. Inspect product for rust, damage, etc. If RPM marked on the power tool is higher than the RPM marked on the product, do not mount the product.

## And Don't Forget:

Inspect and jog machine to ensure that the product is mounted properly and securely, machine guards are in place, no vibration, etc. Run machine at operating speed for at least one minute before applying work. Do not stand in front of or in line with product.



## Table Of Contents

### Power Brushes

Technical Information	4-7
Crimped Wire Wheel Brushes	8-12
Specialty and Wide Face Brushes	10
Tampico Wheel Brushes	11
Knot Wire Wheel Brushes	13-15
Crimped Wire Cup Brushes	16
Knot Wire Cup Brushes	17
Small Angle Grinder Brushes	18-19
Stem-Mounted Brushes	20-24
Miniature Brushes	24
Tube Brushes	25-26
Crosshole Deburring Brushes	27
Adapters	28

### Anderlon® Nylon Abrasive Filament Brushes

Technical Information	29-31
Disc Brushes	32
High Aggression Disc Brushes	33
Composite Hub Wheel Brushes	34
Metal Hub Wheel Brushes	35
Cup & Stem-Mounted Brushes	36
Tube Brushes	37
Crosshole Deburring Brushes	38
Disc Brush Accessories	39
Wheel Brush Accessories	40










### Abrasives

Technical Information	41-42
<b>Coated Abrasives:</b>	
Flap Discs	43-44
Resin Fiber Discs	45-46
Blending Discs	47
Flap Wheels	48
<b>Non-Woven Abrasives:</b>	
Anderlex® Pads, Discs & Flap Wheels	49
Anderlex Surface Prep Discs & Convolute Wheels	50

### Maintenance Products

Maintenance Technical Information	51-52
Floor Sweeps	53-54
Garage Sweeps	55
Street Brooms	56
Handles & Braces	56
Sweeps, Brooms, Dusters & Pan	57
Utility Brushes	58-59
Scratch Brushes	60-61
Hand Tube Brushes	62
Paint & Varnish Technical Information	63
Paint & Varnish Brushes	64-65
Artist Brushes	66
Paint Rollers & Accessories	67
Application Assistance Form	68
Item Number Index	69-75

## Key:

- Three Section Wheel
  - 1/2 x 1/4 Double Keyway
  - 1/4 x 1/8 Double Keyway
- ▲ Brass wire
- ◆ Tampico
- Hurricane™ Twist
- ❖ Four Section Brush
- + Encapsulated
- ⌘ Triple Row Banded
- Dkwy - Double Keyway
-  Right Angle Grinder
-  Straight Grinder
-  Bench/Pedestal Grinder
-  Die Grinder
-  Right Angle Die Grinder
-  Drill
-  Drill Press
-  Flexible Shaft Tool
-  High Speed Pencil Grinder

To Place An Order:  
Call 800-755-6101 or  
Fax Orders To:  
800-729-4694

## Application Assistance

Call Us Toll-Free!  
**800-553-2371**

Anderson will help lower your production costs!

Just call our toll-free Application Hotline. Our Application Engineers are available 8:30am to 5:00pm EST, Monday - Friday. Our Engineers are equipped to recommend the best product or process to solve your specific application at the lowest cost-per-piece.

If your problem is too complex to handle over the phone, we'll arrange for an Application Engineer to do an in-depth study of your process at your site - free of charge!

See page 68 for our Application Assistance form.

# Power Brush Applications:

## Cleaning

Use carbon wire filled brushes for dry cleaning operations such as removal of rust or scale, insulation from wires, varnish from stators, etc. Use fiber (tampico), synthetic or stainless steel filled wire brushes for wet cleaning applications.

## Deburring

Power Brushes are ideal tools for completely removing burrs. Brushes can be used on all types of materials and are suitable for deburring irregular shaped parts.

## Surface Finishing

Anderson power brushes are used as final finishing tools to improve flat or cylindrical surfaces that have been ground or abrasive polished. The brush removes the small raised metal particles without changing dimensions.

## Roughening

Power brushes are used for roughening rubber, leather, plastics, ferrous and non-ferrous metal before bonding or painting. Brushes are also used to produce satin or matte finishes on various materials.

## Edge Blending


Anderson power brushes offer a complete range of tools for blending surface intersections. Brushes perform this application without removing metal on the surface adjacent to the edge or changing the part's dimensions.



Weld cleaning with a stringer bead knot wheel. This brush offers a narrow face width and aggressive brushing action for fast, efficient use in weld cleaning such as the pipeline application pictured.



Removing paint from large surfaces is accomplished easily with an Anderson crimped wire cup brush mounted onto your right angle grinder.



Whether they are gang-mounted or used individually, crimped wire wheels offer an effective, economical solution to deburring the ends of tubes after cutting.



The aggressive impact action of Anderson's knot cup brushes make them suitable for a wide range of heavy-duty cleaning applications.

## Equipment

Use of the proper equipment with power brushes is an important consideration in setting up a successful brushing application. Even when the correct brush has been selected, it will not perform optimally if the equipment is not capable of supplying the right operating conditions.

When selecting equipment for brushing applications, remember, the largest diameter brush permitted by machine clearance and part size will provide the most efficient tool and lowest end-of-service cost. (Maximum recommended brush diameter for portable tools is 6"). When brushing large surfaces, the widest possible brush face width will also provide maximum efficiency.

## Minimum Spindle (Shaft) Diameter for Brushes of Various Sizes

(From ANSI Standard B165.1 - 2000)

Outside Diameter of Wheel Brush	Maximum Face Width of Wheel Brush	Minimum Outside Diameter of Spindle (Shaft)
2	1/4	1/4
3	3/4	1/4
3 (Heavy-duty)	1	3/8
4	1	3/8
6	1-1/4	1/2
8	1-1/4	5/8
10	2	3/4
12	3	1
14	3	1-1/4
15	3	1-1/4
16	3	2

Note: These diameters are based upon the wheel brush being mounted next to the supported end of the bearing, rather than the unsupported end, in order to minimize overhang.

## Horsepower

Three factors affect the horsepower required to drive a power brush for any given operation:

- (1) Brushing pressure required to accomplish the work.
- (2) Resistance developed between work and brush.
- (3) Speed of the brush.

The following chart provides a working guide for horsepower requirements based on medium brushing action. For conditions not simple or normal, call our Application Hotline at: 800-553-2371.

Brush Diameter	Recommended Motor Size	RPM
4	1/4 HP	3,450
6	1/2 HP	3,450
8	3/4 HP	3,450
10	1 HP	1,750
12	1 HP	1,750
15	1-1/2 HP	1,750

Horsepower ratings are for 1" brush face.

## Table Of Surface Speeds

Recommended speeds in this catalog are given in RPM. The following table gives the approximate surface feet per minute (SFPM) of the brush face for standard diameters at various RPMs. However, never exceed the Maximum Safe Free Speed (MSFS) or RPM of the brush.

RPM	Diameter (Inches)			
	2	3	4	6
1,000	525	785	1,050	1,575
1,500	785	1,175	1,575	2,350
1,750	915	1,375	1,850	2,750
2,500	1,300	1,950	2,625	3,925
3,000	1,575	2,350	3,125	4,725
3,450	1,800	2,700	3,600	5,400
4,000	2,100	3,150	4,175	6,275
6,000	3,125	4,700	6,275	9,425
10,000	5,250	7,850	10,500	-
15,000	7,850	11,775	15,750	-
20,000	10,450	15,700	20,950	-

RPM	Diameter (Inches)			
	8	10	12	15
1,000	2,100	2,625	3,150	3,925
1,500	3,150	3,925	4,725	5,900
1,750	3,650	4,550	5,500	6,800
2,500	5,250	6,550	7,850	9,825
3,000	6,275	7,850	9,425	11,775
3,450	7,200	9,000	11,000	13,500
4,000	8,375	10,475	-	-

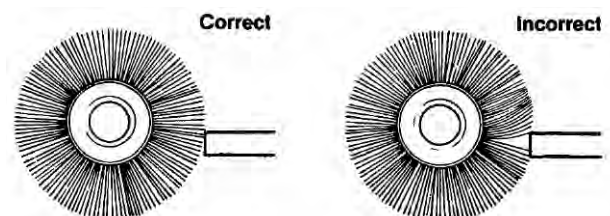
## Brushing Speeds

For efficient use and low end-of-service cost, there is an optimum operating speed for each type of power brush. The table below provides a guide of practical brushing speeds.

Recommended Surface Speeds For Brushing Applications	
Application	Surface Feet Per Minute
Removing Burrs	5,500 to 7,500
Removing Scale	7,500 to 10,000
Cleaning Welds	7,200 to 9,400
Edge Blending	4,700 to 7,500
Cleaning (dry)	4,000 to 5,500
Cleaning (wet)	1,900 to 4,000
Surface Polishing	6,400 to 8,000

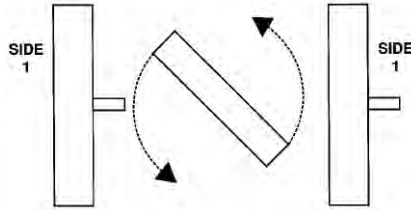
## Brushing Pressure Control

Controlling the pressure applied to the brush is important. Brushing pressure affects the quality of the work and the brush life. Brushes should always be operated at the highest practical speeds with the lightest possible pressure. The sharp tips of the brush filament do the work. Excessive pressure bends the filaments and results in a wiping action rather than a cutting action. It also causes excess flexing of the filaments which, in turn, causes premature breakage and shortens the life of the brush. Where practical, the best method of maintaining the uniform brush pressure is through the use of a meter amp which measures the load on the drive motor.



## Brush Face Conditioning

When using wire wheel brushes, periodically reverse the direction of rotation to take advantage of the self-sharpening action that will result. This may be accomplished by removing the brush from the spindle and turning it side for side and remounting securely. See illustration below.



## Power Brush Fill Materials:

**Carbon Steel Wire:** The steel wire used in all Anderson brushes is manufactured to strict specifications. Anderson's special analysis steel provides a combination of excellent cutting characteristics and optimum fatigue resistance for superior performance.

**Stainless Steel Wire:** Type 302 stainless wire is highly resistant to corrosion and high temperatures and is used where heat and contamination is a factor. It is used in brushing stainless, aluminum and other non-ferrous metals. Type 316 stainless wire is also available by special order.

**Non-Ferrous Wire:** Wire such as brass, bronze, nickel silver and aluminum are available in some standard products and by special order.

**Tampico:** A natural vegetable fiber provides brush fill material for scrubbing and washing applications. They can also be used for deburring, edge blending and surface finishing when used with abrasive compounds.

**Synthetic:** Many synthetic fibers are available. These are long-wearing fibers, resistant to acids and alkali solutions. Most are for use with temperatures up to 140° F.

## Tube Brush Operating Recommendations

The stems in power tube brushes are not as strong as the stems in most other brushes. Therefore, it is very important to avoid any load conditions and brush speeds that can cause excessive stem deflections and destructive bending.

**A suggested guideline to avoid this unsafe condition is minimizing the overhang of the stem to under an inch, and running the brush at speeds below 2,000 RPM.**

Increasing overhang could decrease the safe speed at which the brush can operate. To reach into deeper holes, use drill extension rods instead of increasing stem overhang.

## Wire Form



### Crimped Wire:

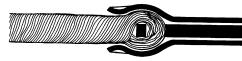
Provides a continuous brushing action and a fine finish.

### Straight Wire:

Used in knot type brushes, the twisted tuft provides maximum impact action for severe applications.



**Standard Twist:** A slight tuft at the end of the wire knot provides some flexibility for use on irregular surfaces.



**Cable Twist:** The wire is tightly twisted to the end of the knot, providing very aggressive brushing action.



**Stringer Bead Twist:** The wire is very tightly twisted to the end of the knot, creating a narrow face with high-impact action, primarily used for weld cleaning.



**Hurricane® Brushes:** Featured in our small angle grinder brushes. The Hurricane Twist provides long brush life and smooth operation.

## Wire Gages

Wire sizes shown in this catalog are in decimals of an inch. The following are equivalent American Steel Wire (formerly Washburn and Moen) gage numbers.

Diameter (Inches)	Millimeters	ASW Gage No.	Diameter (Inches)	Millimeters	ASW Gage No.
.005	0.13	47	.014	0.35	30
.006	0.15	43	.016	0.40	28
.008	0.20	38	.020	0.50	25
.0095	0.24	35	.023	0.58	24
.0104	0.26	34	.0258	0.66	23
.0118	0.30	33	.035	0.89	20

### Before starting the brush:

- Secure brush in chuck.
- Ensure clockwise brush rotation (running brush counter-clockwise could cause the brush to fall apart).
- Clamp work securely.
- Position all guards in place.
- Align brush with the work so the brush rotates on its true centerline to prevent any stem deflections.
- Guide brush into the hole before starting the brush rotation.
- Always wear eye protection.

## Arbor Hole Table

Refer to this table for Crimped and Knot Wire Wheel Brushes. Table does not apply to wide face wheels.

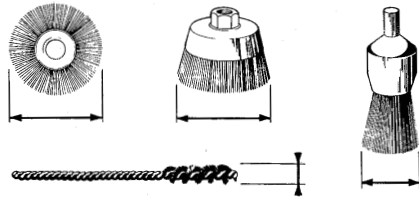
Desired Arbor Hole Dia.	Change Last Digit of Item Number to:
1/2-3/8	3
5/8-1/2	4
5/8-11 Nut	5
3/4	6
7/8	0-31
1 w/1/4 x 1/8 Dkwy	0-36
1-1/4 w/1/4 x 1/8 Dkwy	0-38
1-1/4 w/5/16 x 5/32 Dkwy	0-39
1-1/2	0-40
1-1/2 w/3/8 x 3/16 Dkwy	0-41
1-3/4 w/3/8 x 3/16 Dkwy	0-45
2 w/1/2 x 1/4 Dkwy	0-46
2-1/2 w/1/2 x 1/4 Dkwy	0-52
3 w/3/4 x 3/8 Dkwy	0-55
1-1/4 w/5/16 x 3/16 Dkwy	0-66
2 w/1/4 x 1/8 Dkwy	0-69

If a different arbor hole size is required (other than the size listed in the product tables), change the last digit of the Item Number to conform with the "Change Last Digit" Number listed in this table.

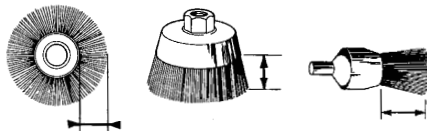
Example: Item Number 03314 has a standard size arbor hole of 5/8. If a 1-1/4 arbor hole is desired, **drop the 4** from 03314 and **add 0-39**. The Item Number with the desired 1-1/4 arbor hole is 03310-39.

## Power Brush Terminology

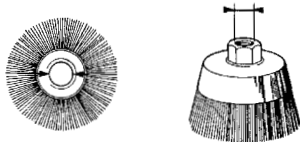
### Outside Diameter



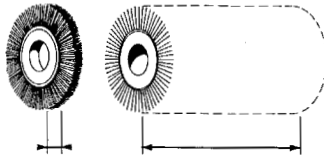
### Trim Length



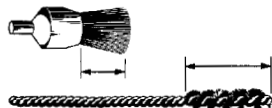
### Arbor Hole



### Face Width



### Brush Length



## Metric Conversion Charts

### Arbor Hole Size

Inches	Millimeters
1/4	6.4
3/8	9.5
1/2	12.7
5/8	15.9
3/4	19.0
7/8	22.2
1	25.4
1-1/8	28.6
1-1/4	31.8
1-1/2	38.1
1-3/4	44.5
2	50.8

### Brush Diameter

Inches	Millimeters
2-3/4	70
3	76
3-1/2	89
4	102
5	127
6	152
7	178
8	203
10	254
12	305
14	356
15	381
16	406

## Trim Length

**Long trim brushes** are more conformable and are able to follow contoured surfaces.



**Short trim brushes** are faster acting and suited for more severe brushing action.




## Fill Density

**High density brushes** produce faster brushing action, longer brush life and finer surface finishes.




**Low density brushes** offer greater flexibility for surface cleaning operations on irregular surfaces.



## Brush Correction Guide

Desired Changes	Suggested Brush Change
Slower action	<ul style="list-style-type: none"> <li>• Smaller diameter brush</li> <li>• Run brush slower</li> <li>• Brush with thinner wire</li> <li>• Brush with longer trim length</li> <li>• Narrower brush face</li> </ul>
Faster action	<ul style="list-style-type: none"> <li>• Larger diameter brush</li> <li>• Run brush faster</li> <li>• Brush with heavier wire</li> <li>• Brush with shorter trim length</li> <li>• Wider brush face</li> </ul>
Finer finish desired	<ul style="list-style-type: none"> <li>• Run brush faster</li> <li>• Brush with longer filaments</li> <li>• Brush with thinner wire</li> <li>• Try an Anderlon abrasive nylon filament brush</li> </ul>
Coarser finish desired	<ul style="list-style-type: none"> <li>• Run brush slower</li> <li>• Brush with shorter filaments</li> <li>• Brush with heavier wire</li> </ul>
Remove burr instead of rolling or peening it	<ul style="list-style-type: none"> <li>• Brush with shorter trim length</li> <li>• Wider brush face</li> <li>• Brush with heavier wire</li> <li>• Run brush faster</li> </ul>
Filaments break off	<ul style="list-style-type: none"> <li>• Reduce pressure</li> <li>• Brush with thinner wire</li> </ul>
Short brush life	<ul style="list-style-type: none"> <li>• Brush with thinner wire</li> <li>• Reduce pressure</li> <li>• Wider brush face</li> </ul>



03214

## Narrow Face Crimped Wire Wheels - DM Series

Single Section - Can be mounted in multiples.  
High flexibility for light to medium-duty cleaning, deburring, edge blending and surface preparation.



Diam.	Wire Size	Arbor Hole	Trim Length	Face Width	Max. Arbor	Width at Faceplate	Max. RPM	Catalog Number	Std. Pack	Item Number	
										Steel	Stainless
3	.006 .0118	1/2-3/8	7/16	3/8	3/4	3/8	6,000	DM3	5	02993	03013
										03003	03043
4	.006 .008 .0104 .0118 .014	1/2-3/8	13/16	3/8	3/4	3/8	6,000	DM4	5	03063	03123
										03073	-
										-	03143
										03103	03153
										03113	-
6	.005 .006 .008 .0104 .0118 .014	5/8-1/2	1-1/16	1/2	1-1/4	7/16	6,000	DM6	5	-	03224 <sup>^</sup>
										03174	03234
										03184	03244
										03194	03564
										03204	03254
										03214	03264
8	.006 .008 .0104 .0118 .014	5/8	1-13/16	1/2	1-1/4	9/16	4,500	DM8	5	03274	03334
										03284	-
										03294	03354
										03304	-
										03314	-
										-	-
10	.006 .0104 .0118 .014	3/4	2-15/32	1/2	2-1/4	9/16	3,600	DM10	2	03386	-
										03396	-
										03406	03446
										03416	-
										-	-
12	.006 .0104 .0118 .014	1-1/4	3	5/8	2-3/4	11/16	3,000	DM12	2	03468	-
										03478	-
										03488	-
										03498	-
										-	-
15	.0118 .014	1-1/4	4-1/2	5/8	2-3/4	11/16	2,400	DM15	2	03548	-
										03558	-

**Note:** See Arbor Hole Table on page 7 for additional arbor hole sizes available for these brushes.

<sup>^</sup>Brass wire



03634

## Anderbond™ Encapsulated Narrow Face Crimped Wire Wheels - DMU Series

Single Section - Standard Duty (Green)  
Elastomer wears gradually maintaining a short aggressive trim and long life.



Diam.	Wire Size	Arbor Hole	Trim Length	Face Width	Max. Arbor Avail.	Width at Faceplate	Max. RPM	Catalog Number	Std. Pack	Item Number Steel
6	.0104	5/8-1/2	1-1/8	7/16	1	15/32	6,000	DM6U	5	03634
8	.0104	5/8	1-13/16	7/16	2-1/4	17/32	4,500	DM8U	5	03674
10	.0104	3/4	2-15/32	9/16	2-1/4	9/16	3,600	DM10U	2	03696

**Note:** See Arbor Hole Table on page 7 for additional arbor hole sizes available for these brushes.

## Anderbond™ Encapsulated Brushes


Anderbond™ brushes provide longer brush life, safe operation, stronger brushing action and less wire breakage. The brushes are produced by encapsulating the wire brush with an elastomer. Encapsulation protects wires from over-flexing and extends brush life relative to conventional knot and crimped wire brushes. Encapsulation holds the wire tips rigidly in place and creates the most aggressive brushing action which can be achieved with a wire brush. Selection of the correct elastomer is critical to achieving the desired brushing action.

### Green Elastomer - Standard-Duty:

General purpose elastomer.  
Suitable for most manufacturing applications.

### Black Elastomer - Heavy-Duty:

Used for more demanding applications found in steel fabrication. Heat-stabilized for applications such as cleaning hot welds.



01974


## Medium Face Crimped Wire Wheels - DMX Series

1 Dense Section - Can be mounted in multiples.  
Greater fill density. Ideal for general purpose cleaning, deburring, edge blending and surface preparation.



Diam.	Wire Size	Arbor Hole	Trim Length	Face Width	Max. Arbor	Width at Faceplate	Max. RPM	Catalog Number	Std. Pack	Item Number	
										Steel	Stainless
4-1/4	.008	5/8-1/2	5/8	3/4	1	9/16	6,000	DMX4	5	01884	-
	.0118									01564	-
	.014									01574	-
6	.006	5/8-1/2	1-1/8	3/4	1	9/16	6,000	DMX6	5	01594	-
	.008									01524	-
	.0104									01604	-
	.0118									01534	02124
	.014									01544	02134
	.020									01554	-
7	.006	5/8	1-5/8	7/8	1	9/16	6,000	DMX7	5	01904	-
	.0118									01924	-
	.014									01934	-
8	.006	5/8	1-1/2	7/8	1-1/2	11/16	4,500	DMX8	5	01944	-
	.0104									01954	-
	.0118									01964	-
	.014									01974	-
10	.006	3/4	2-1/2	1	1-1/2	11/16	4,500	DMX10	2	01996	-
	.0118									02016	-
	.014									02026	02606
12	.0118	1-1/4	3-1/8	1-1/8	2-3/4	3/4	3,000	DMX12	2	02048	-
	.014									00888	-

**Note:** See Arbor Hole Table on page 7 for additional arbor hole sizes available for these brushes.



01416

## Medium Face Crimped Wire Wheels - DA Series

2 Sections - Can be mounted in multiples.  
Greater fill density. Ideal for general purpose cleaning, deburring, edge blending and surface preparation.

Refer to page 28 for Adapters.



Diam.	Wire Size	Arbor Hole	Trim Length	Face Width	Width at Faceplate	Max. RPM	Catalog Number	Std. Pack	Item Number	
									Steel	Stainless
3	.0118	1/2	3/4	7/8	11/16	10,000	DA3	10	01020	-
4-1/4	.0118	2	5/8	1-1/8	1	6,000	DA4	1	01034	-
	.014								01044	-
6	.006	2	1-1/8	1	15/16	6,000	DA6	1	01104	01174
	.008								01114	01184
	.0104								01124	-
	.0118								01134	01204
	.014								01144	01214
7	.006	2	1-5/8	1-1/8	1	6,000	DA7	1	01224	-
	.0118								01254	-
	.014								01264	01284
8	.006	2	1-1/2	1-1/8	1	4,500	DA8	1	01294	01344
	.0104								01304	-
	.0118								01314	01364
	.014								01324	01374
	.020								01334	-
10	.006	2 ◆	2	1-1/8	1	3,600	DA10	1	01386	01436
	.0104								01396	-
	.0118								01406	-
	.014								01416	01446
	.020								01426	-
12	.0118	2 ◆	3	1-1/4	1	3,600	DA12	1	01468	-
	.014								01478	-
	.020								01488	-

◆ 1/2" x 1/4" Double Keyway.





02174

## Wide Face Crimped Wire Wheels - DH Series

3 Sections - Greatest fill density. Ideal for maximum aggression, and covering large areas in a single pass.



Refer to page 28 for Adapters.

Diam.	Wire Size	Arbor Hole	Trim Length	Face Width	Width at Faceplate	Max. RPM	Catalog Number	Std. Pack	Item Number	
									Steel	Stainless
4-1/4	.0118 .014	2	5/8	1-1/2	1-1/8	6,000	DH4	1	02094 02104	- 02154
6	.006 .008 .0118 .014	2	1-1/8	1-1/4	1	6,000	DH6	1	02164 02174 02194 02204	02224 - 02254 -
7	.0118 .014	2	1-5/8	1-3/4	1-1/4	6,000	DH7	1	02294 02304	- -
8	.006 .010 .0118 .014 .020	2	1-1/2	1-5/8	1-3/8	4,500	DH8	1	02324 02544 02334 02344 02354	- - - 02394 -
10	.010 .014 .020	2	2-1/8	1-3/4	1-1/2	3,600	DH10	1	02416 02436 02446	- - -
12	.0118 .014 .020	2	3	2	1-5/8	3,000	DH12	1	02478 02488 02508	- - -
15	.0118	2	3-3/4	2-1/4	1-5/8	2,400	DH15	1	02518	-



01654

## Anderbond™ Encapsulated Medium & Wide Face Crimped Wire Wheels - DAU & DHU Series

Standard Duty (Green)

Elastomer wears gradually maintaining a short aggressive trim and long life.



Refer to page 28 for Adapters.

Refer to page 8 for Encapsulated Information.

Diam.	Wire Size	Arbor Hole	Trim Length	Face Width	Width at Faceplate	Max. RPM	Catalog Number	Std. Pack	Item Number
6	.010	2	1-1/8	7/8	15/16	6,000	DA6U	1	01624
6	.0118	2	1-1/8	1-1/4	1-1/4	6,000	DH6U	1	02674
8	.010	2	1-1/2	1	1	4,500	DA8U	1	01654

Three Section Wheel

## Specialty Brushes

Anderson provides a wide range of Specialty/Wide Face Brushes that are made-to-order for your particular application. Contact our Customer Service Team at 800-755-6101 for additional information and an order form. For complex applications, contact our Application Engineering Team at 800-553-2371 to help find a solution to meet your specific requirements. Types of Specialty Brushes available include:

- Strip Brushes
- Conveyor Cleaning Brushes
- Coil Strip Brushes - Customer Assembled
- Coil Strip Brushes - Disposable Assembly
- Coil Strip Brushes - Factory Assembled
- Centerless Brushes
- Tube End Deburring Brushes



03789

## Andermax™ High-Density Crimped Wire Wheels - DMXX Series

Large diameter wheels used for rubber buffing, edge blending, gear deburring and flash removal on specialized equipment.

Diam.	Wire Size	Arbor Hole	Trim Length	Face Width	Width at Faceplate	Max. RPM	Catalog Number	Standard Pack	Item Number Steel
12	.006 .0118 .014	2•	1-5/8	1-1/8	3/4	3,000	DMXX12-7	1	04329 04349 04359
12	.006 .0118	2•	3/4	3/4	13/16	3,000	DMXX12-9	1	03789 03809
14	.0118	1-1/4°	1-3/4	7/8	13/16	2,400	DMXX14-9	1	03968
15	.0118	2•	2-1/4	1	13/16	2,400	DMXX15-9	1	03889

• 1/2 x 1/4 Double Keyway ° 1/4 x 1/8 Double Keyway

Refer to page 28 for Adapters and Drive Arbors.



27073


## Tampico Wheel - SS Series

For delicate brushing and finishing.



Diam.	Arbor Hole	Trim Length	Face Width	Width at Faceplate	Max. RPM	Catalog Number	Standard Pack	Item Number Tampico
3	1/2-3/8	1	1/2	3/8	20,000	SS30TN	10	27073

Refer to page 28 for Adapters.



26769

## Tampico Wheels - QTAM & TAM Series

For delicate brushing and finishing.



Diam.	Arbor Hole	Trim Length	Face Width	Width at Faceplate	Max. RPM	Catalog Number	Standard Pack	Item Number Tampico
6	2	1-1/2	17/32	17/32	6,000	QTAM6N	5	26769
8	3-1/4	1-7/8	17/32	1/2	5,000	TAM8N	5	27310
10	3-1/4	2-27/32	17/32	1/2	4,500	TAM10N	2	27330
12	4-1/4	3-3/8	17/32	17/32	4,000	TAM12N	2	27350

Refer to page 28 for Adapters and Drive Arbors.



72016

## Nylon Wheels - SS Series

For delicate, scratch-free finishing.



Diam.	Fill Diam.	Arbor Hole	Trim Length	Face Width	Max. RPM	Catalog Number	Standard Pack	Item Number Nylon
1-1/2	.010	3/8	7/16	1/4	20,000	SS14Y	10	27078
2	.010	1/2	1/2	3/8	20,000	SS20Y	10	72016
3	.016	5/8	15/16	1/2	20,000	SS30Y	10	70423



09013

## Small Diameter Wire Wheels - SS Series

Single Sections - Can be mounted in multiples.  
Ideal for cleaning and polishing I.D. & O.D. surfaces,  
deburring, rust, scale & paint removal.

Refer to page 28  
for Adapters and  
Drive Arbors.



Diam.	Wire Size	Arbor Hole	Trim Length	Face Width	Width at Faceplate	Max. RPM	Catalog Number	Std. Pack	Item Number	
									Steel	Stainless
1	.003 .008	1/4	1/4	3/16	3/16	20,000	SS10	10	- 08221	08241 -
1-1/4	.006 .008 .014	1/4 1/4 3/8	3/8 3/8 5/16	1/4	3/16	20,000	SS12	10	08311 08331 08362	08391 - -
1-3/8	.006 .008 .008 .0104	1/4 1/4 3/8 1/4	3/8	1/4	3/16	20,000	SS13	10	08411 08431 08442 08461	- - 08502 -
1-1/2	.005 .006 .006 .008 .008 .0104 .0118 .0118 .014 .014	3/8 3/8 1/2-3/8 3/8 1/2-3/8 1/2-3/8 3/8 1/2-3/8 3/8 1/2-3/8 1/4	3/8 3/8 1/4 3/8 1/4 1/4 3/8 3/8 1/4 3/8 1/4	1/4	3/16	20,000	SS14	10	08511 <sup>▲</sup> 08512 08523 08542 08553 08563 08572 08583 08592 08603	- 09322 - 09332 - 08643 - - - - -
2	.003 .005 .006 .008 .0104 .0118 .014	1/2-3/8	1/2	3/8	9/32	20,000	SS20	10	- 08730 <sup>▲</sup> 08713 08723 09353 08733 08753	09363 - 08803 08813 08823 08833 08843
2-1/2	.006 .0104 .0118 .0118 .014 .014	5/8-1/2 1/2-3/8 1/2-3/8 5/8-1/2 1/2-3/8 5/8-1/2	11/16 3/4 3/4 11/16 3/4 11/16	9/16	5/16	20,000	SS24	10	08864 08873 08883 08894 08903 08924	- 09393 - - - -
3	.005 - .006 .006 .008 .0118 .014 .014	5/8-1/2 1/2-3/8 1/2-3/8 5/8-1/2 1/2-3/8 1/2-3/8 5/8-1/2	1 1 1 15/16 1 1 15/16	5/8 1/2 5/8 5/8 5/8 5/8 5/8	5/16 3/8 5/16 5/16 5/16 5/16 5/16	20,000	SS30 SS30TN SS30	10	10098 <sup>▲</sup> 27073 <sup>◆</sup> - 09004 09013 09033 09053 09064	- - 09083 09094 09103 09123 09143 09154

▲ Brass wire

◆ Tampico



09493

## Anderbond™ Encapsulated Small Diameter Wire Wheels - SSU Series

Elastomer wears gradually maintaining  
a short aggressive trim and long life.

Refer to page 28  
for Adapters and  
Drive Arbors.

Refer to page 8  
for Encapsulated  
Information.



Diam.	Wire Size	Arbor Hole	Trim Length	Face Width	Width at Faceplate	Grade Type	Max. RPM	Catalog Number	Std. Pack	Item Number Steel
1-1/2	.0118	1/2-3/8	1/4	1/4	1/4	Green - Std.-Duty	20,000	SS14U	10	09473
2	.0104 .014	1/2-3/8	1/2	1/4	1/4	Green - Std.-Duty Black - Heavy-Duty	20,000	SS20U	10	09483 09493
3	.0118 .014	1/2-3/8	1	1/4	1/4	Green - Std.-Duty Black - Heavy-Duty	20,000	SS30U	10	09503 09513



13583

## Medium Face Standard Twist Knot Wire Wheels - TS & TSX Series

Aggressive, high-impact action for cleaning & removal of rust, corrosion, rubber, flash and heavy burrs.



Diam.	Wire Size	Arbor Hole	Trim Length	Face Width	Max. Arbor	No. of Knots	Max. RPM	Catalog Number	Std. Pack	Item Number	
										Steel	Stainless
3	.0118	1/2-3/8	5/8	3/8	5/8	20	25,000	TS3	5	13513	13543
	.014									13523	13553
	.020									13533	13563
4	.0118	1/2-3/8	7/8	1/2	3/4	24	20,000	TS4	5	13573	13613
4	.014 .020	1/2-3/8	1	1/2	3/4	24	20,000	TS4	5	13583■	13623■
										13603■	13643■
4	.014	5/8-11 M10 x 1.25 M10 x 1.5 M14 x 2.0	1	1/2	-	24	20,000	TS4	5	13585■	13625■
										13588■	13628■
										13589■	13629■
										13580■	13620■
										13605■	13645■
4	.020	5/8-11 M10 x 1.25 M10 x 1.5 M14 x 2.0	1	1/2	-	24	20,000	TS4	5	13608■	13648■
										13609■	13649■
										13600■	13640■
										13664	13744
										13674	13754
6	.0118 .014 .016 .020 .023 .025	5/8-1/2	1-7/16	1/2	3/4	24	9,000	TS6	5	13684	13764
										13694	-
										-	13681
										13682	-
										13685	13765
6	.016 .025	5/8-11	1-7/16	1/2	-	24	9,000	TS6	5	12265	-
										13314	-
6	.016	5/8-1/2	1-1/4	7/8	3/4	30	9,000	TSX6	5	13814	-
7	.014	5/8	1-7/8	5/8	3/4	24	9,000	TS7	5	13874	-
8	.0118 .014 .016	5/8	1-3/4	5/8	2	34	6,000	TS8	5	13884	13944
										13894	13954
										13274	-
8	.014	5/8	1-3/8	7/8	2	38	6,000	TSX8	5	13986	-
10	.0118 .014 .016	3/4	2-1/4	9/16	2-1/2	38	4,500	TS10	2	13996	-
										14006	-
										14088	14128
12	.0118 .014 .016	1-1/4	3-1/8	3/4	2-1/2	52	3,600	TS12	2	14098	-
										14108	14138
										13378	-
12	.014	1-1/4	2-1/4	7/8	3	68	3,600	TSX12	2	14158	-
										14168	-
15	.014 .016	1-1/4	4-1/4	7/8	2-1/2	52	3,600	TS15	2	-	-

Note: See Arbor Hole Table on page 7 for additional arbor hole sizes available for these brushes.

■ Hurricane® Twist



13658

## Standard Twist Stem-Mounted Knot Wire Wheels - TSM Series



Diam.	Wire Size	Stem Diam.	Max. RPM	Catalog Number	Std. Pack	Item Number	
						Steel	Stainless
3	.0118	1/4	25,000	TS3M	5	13650	-
	.014					13651	13556
	.020					13652	13562
4	.0118 .014 .020	1/4	20,000	TS4M	5	13657	-
						13658■	13654■
						13659■	-
						-	-

■ Hurricane Twist



14864

**Wide Face Standard Twist Knot Wire Wheels - TW, TWX & TWXX Series**  
 2 Sections - Aggressive, high-impact action for rugged applications. Covers larger surface area in a single pass.



Refer to page 28 for Adapters.

Diam.	Wire Size	Arbor Hole	Trim Length	Face Width	Number of Knots	Max. RPM	Catalog Number	Standard Pack	Item Number	
									Steel	
4	.0118	1/2-3/8	7/8	3/4	48	20,000	TW4	1	14854	
6	.0118 .016	2	1-1/4	1	60	9,000	TW6	1	14864 14874	
8	.0118 .016 .025	2	1-3/4	1-1/8	68	6,000	TW8	1	14884 14894 14934	
8	.020	2	1-3/8	1	76	6,000	TWX8	1	14794	
10	.016 .025	2	2-1/8	1	104	4,500	TWX10	1	14808 14818	
10	.025	2	2-1/8	1-3/4	208	4,500	TWXX10	1	14968❖	
12	.0118 .016	2	3-1/8	1-3/8	104	3,600	TW12	1	14928 14948	
12	.025	2	2-1/4	1	136	3,600	TWX12	1	14838	

❖ Four Section Brush



12575

### Narrow Face Cable Twist Knot Wire Wheels

TC &amp; TCX Series

Maximum aggression for high-impact action in severe applications.



Diam.	Wire Size	Arbor Hole	Trim Length	Face Width	No. of Knots	Max. RPM	Catalog Number	Std. Pack	Item Number	
									Steel	Stainless
4	.020	1/2-3/8	1	3/8	20	20,000	TC4	5	12453	12203
4	.020	5/8-11 1/2 - 13 M10 x 1.25 M10 x 1.5 M14 x 2.0	1	3/8	20	20,000	TC4	5	12575 12490 12500 12510 12560	12165 12120 12130 12140 12150
6	.025	5/8-1/2	1-7/16	7/16	24	9,000	TC6	5	13704	13784
6	.025	5/8-11	1-7/16	7/16	24	9,000	TC6	5	19145	13785
6	.025	5/8-1/2	1-1/4	1/2	30	9,000	TCX6	1	13324	-
6	.025	5/8-11	1-1/4	1/2	30	9,000	TCX6	5	12545	-
8	.025	5/8	1-3/4	9/16	34	6,000	TC8	5	13914	-
12	.025	1-1/4	3-1/8	9/16	52	3,600	TC12	2	12758	-



12929

### Andermax™ Cable Twist Knot Wire Wheels - TCXX Series

Extra Heavy-Duty - Maximum impact for heavy deburring, cleaning and coating removal applications on specialized equipment.

Diam.	Wire Size	Arbor Hole	Trim Length	Face Width	Width at Face Plates	Number of Knots	Max. RPM	Catalog Number	Standard Pack	Item Number	
										Steel	
8	.0118	5/8	1-1/8	3/4	5/8	52	3,600	TCXX8	5	13384	
14	.014 .016 .016 .020	2• 1-1/4° 2• 2•	1-1/2	3/4	5/8	90	5,000	TCXX14	2	12919 12968 12929 12939	
15	.016 .020	2•	2	3/4	5/8	90	5,000	TCXX15	2	13049 13059	

• 1/2 x 1/4 Double Keyway    ° 1/4 x 1/8 Double Keyway



11145

**Stringer Bead Knot Wire Wheels - STCM Series**  
 Very Narrow Face - For weld cleaning and hard-to-reach areas, narrow channels.



Diam.	Wire Size	Arbor Hole	Trim Length	Face Width	No. of Knots	Max. RPM	Catalog Number	Std. Pack	Item Number	
									Steel	Stainless
4	.020	1/2-3/8	7/8	3/16	32	20,000	STCM102	5	11220	11230
4	.020	5/8-11 1/2 - 13 M10 x 1.25 M10 x 1.5 M14 x 2.0	7/8	3/16	32	20,000	STCM102	5	11145 11100 11110 11120 11130	11215 11150 11160 11170 11180
4-1/2	.020	5/8-3/8	13/16	3/16	30	12,500	STCM115	5	12310	12320
4-1/2	.020	5/8-11 1/2 - 13 M10 x 1.25 M10 x 1.5 M14 x 2.0	13/16	3/16	30	12,500	STCM115	5	12685 12640 12650 12660 12670	12325 - - - -
5	.020	5/8-11	7/8	3/16	38	12,500	STCM120	5	12330	-
6	.020	5/8-11	1-1/8	3/16	48	12,500	STCM150	10	11245	11255
6-7/8	.020	5/8-11	1-1/4 1-1/8	3/16	56 72	9,000	STCM170 STCM190	10	12355 12375	12365 12385



04115

**Knot Wire Bevel Brushes - TSB Series**  
 Maximum aggression. Excellent for reaching into corners.



Diam.	Wire Size	Arbor Hole	Trim Length	Face Width	No. of Knots	Max. RPM	Catalog Number	Std. Pack	Item Number	
									Steel	Stainless
4	.014	5/8-11 3/8-24 M10 x 1.25	3/4	3/8	20	20,000	TSB4	1	04105 04140 04180	04125 04160 04200
4	.020	5/8-11 3/8-24 M10 x 1.25	3/4	3/8	20	20,000	TSB4	1	04115 04150 04190	04135 04170 04210



10215

## Crimped Wire Cup Brushes - UC & UCX Series

Removing paint, rust &amp; corrosion and deburring large surface areas.



Diam.	Wire Size	Arbor Hole	Trim Length	Max. RPM	Catalog Number	Standard Pack	Item Number	
							Steel	Stainless
3	.0118	1/2-3/8	1	12,500	UC3	1	10163	10183
3	.014	5/8-11	1	14,000	UCX3	1	10175	10145
		1/2-13					10460	10100
		M10 x 1.25					10470	10110
		M10 x 1.5					10480	10120
		M14 x 2.0					10490	10130
3-1/2	.014 .020	5/8-11	7/8	12,000	UC35	1	10115	10135
							10125	10126
4	.0118 .014 .020	5/8-11	1-1/4	9,000	UC4	1	10195	-
							10205	10235
							10215	-
5	.014 .020	5/8-11	1-1/4	9,000	UC5	1	10275	-
							10285	-
6	.014 .020	5/8-11	1-3/8	6,600	UC6	1	10325	10345
							10335	10355



10435

## Anderbond™ Encapsulated Crimped Wire Cup Brushes - UCU & UCXU Series

Elastomer wears gradually maintaining a short aggressive trim and long life.

Refer to page 8 for Encapsulated Information.



Diam.	Wire Size	Arbor Hole	Trim Length	Grade Type	Max. RPM	Catalog Number	Std. Pack	Item Number Steel
3	.014	5/8-11	3/4	Black - Heavy-Duty	12,500	UCX3U	1	14455
4	.014 .020	5/8-11	1-1/4	Black - Heavy-Duty	8,500	UC4U	1	10415
				Black - Heavy-Duty			1	10425
6	.014 .020	5/8-11	1-1/4	Black - Heavy-Duty	6,000	UC6U	1	10435
				Black - Heavy-Duty			5	10445

# Knot Wire Cup Brushes



17345

## Knot Wire Cup Brushes - US & USC Series

Single Row - High-impact action for aggressive removal of paint, rust & corrosion and deburring large surface areas.



Diam.	Wire Size	Arbor Hole	Trim Length	Number of Knots	Max. RPM	Catalog Number	Standard Pack	Item Number	
								Steel	Stainless
2-3/4	.014	5/8-11 M10 x 1.25 M10 x 1.5 M14 x 2.0	7/8	20	14,000	US80	1	17195■	17085
								17270■	17050
								17280■	17060
								17290■	17070
2-3/4	.020	5/8-11 M10 x 1.25 M10 x 1.5 M14 x 2.0	1	20	14,000	USC80	1	18215	17165
								17580	17120
								17590	17140
								17600	17150
3-1/2	.014 .020	5/8-11	1-1/4	20	9,000	US35	1	17110	-
4	.0118 .014 .025 .023	5/8-11	1-1/4	24	9,000	US4	1	17245	17305
								17255	17315
								19095	-
								-	17325
5	.014 .020	5/8-11	1-1/4	30	7,000	US5	1	17345	-
								17355	-
6	.014 .020 .025 .035	5/8-11	1-3/8	38	6,600	US6	1	17435	17485
								17445	17495
								17455	-
								18425	-

■ Hurricane® Twist



16635

## Knot Wire Cup Brushes - UDX Series

Double Row - High aggression for heavy-duty applications.



Diam.	Wire Size	Arbor Hole	Trim Length	Number of Knots	Max. RPM	Catalog Number	Standard Pack	Item Number	
								Steel	Stainless
4	.014 .020	5/8-11	1-1/4	44	9,000	UDX4	1	16625	-
								16635	16655
6	.014 .020 .025 .035	5/8-11	1-1/2	72	6,000	UDX6	1	16445	-
								16945	16505
								16465	-
								16485	-



17115

## Banded Knot Wire Cup Brushes

US, UDXC & UTXC Series

Maximum aggression for severe applications.



Diam.	Wire Size	Arbor Hole	Trim Length	Number of Knots	Max. RPM	Catalog Number	Standard Pack	Item Number	
								Steel	Stainless
2-3/4	.014 .020	5/8-11	5/8	20	12,500	US80-HD	1	17210 .	-
								17215 .	17220 .
4	.023 .023	5/8-11	7/8	24	9,000	US4-HD	1	17250 .	-
		5/8-11	7/8	44	9,000	UDXCB4	1	16685 †	-
6	.023 .035	5/8-11	7/8	72	6,600	UDXCB6	1	17115 †	-
								17138 †	-
6	.035	5/8-11	7/8	102	2,600	UTXCB6	1	19495 ‡	-

. Single Row    † Double Row    ‡ Triple Row





13585

## Hurricane® Twist Knot Wire Wheels - TS Series

Medium Face - Aggressive, high-impact action for cleaning & removal of rust, corrosion, rubber, flash and heavy burrs.



Diam.	Wire Size	Arbor Hole	Trim Length	Face Width	No. of Knots	Max. RPM	Catalog Number	Std. Pack	Item Number	
									Steel	Stainless
4	.014	5/8-11	1	1/2	24	20,000	TS4	5	13585	13625
		M10 x 1.25							13588	13628
		M10 x 1.5							13589	13629
		M14 x 2.0							13580	13620
4	.020	5/8-11	1	1/2	24	20,000	TS4	5	13605	13645
		M10 x 1.25							13608	13648
		M10 x 1.5							13609	13649
		M14 x 2.0							13600	13640



12575

## Cable Twist Knot Wire Wheels - TC Series

Narrow Face - Maximum aggression for high-impact action in severe applications.



Diam.	Wire Size	Arbor Hole	Trim Length	Face Width	No. of Knots	Max. RPM	Catalog Number	Std. Pack	Item Number	
									Steel	Stainless
4	.020	5/8-11	1	3/8	20	20,000	TC4	5	12575	12165
		1/2 - 13							12490	12120
		M10 x 1.25							12500	12130
		M10 x 1.5							12510	12140
		M14 x 2.0							12560	12150



11145

## Stringer Bead Knot Wire Wheels - STCM Series

Very Narrow Face - For weld cleaning and hard-to-reach areas, narrow channels.



Diam.	Wire Size	Arbor Hole	Trim Length	Face Width	No. of Knots	Max. RPM	Catalog Number	Std. Pack	Item Number	
									Steel	Stainless
4	.020	1/2-3/8	7/8	3/16	32	20,000	STCM102	5	11220	11230
4	.020	5/8-11	7/8	3/16	32	20,000	STCM102	5	11145	11215
		1/2 - 13							11100	11150
		M10 x 1.25							11110	11160
		M10 x 1.5							11120	11170
		M14 x 2.0							11130	11180
4-1/2	.020	5/8-3/8	13/16	3/16	30	12,500	STCM115	5	12310	12320
4-1/2	.020	5/8-11	13/16	3/16	30	12,500	STCM115	5	12685	12325
		1/2 - 13							12640	-
		M10 x 1.25							12650	-
		M10 x 1.5							12660	-
		M14 x 2.0							12670	-

# Small Angle Grinder Brushes



04115

## Knot Wire Bevel Brushes - TSB Series

Maximum aggression. Excellent for reaching into corners.



Diam.	Wire Size	Arbor Hole	Trim Length	Face Width	No. of Knots	Max. RPM	Catalog Number	Std. Pack	Item Number	
									Steel	Stainless
4	.014	5/8-11	3/4	3/8	20	20,000	TSB4	1	04105	04125
		3/8-24							04140	04160
		M10 x 1.25							04180	04200
4	.020	5/8-11	3/4	3/8	20	20,000	TSB4	1	04115	04135
		3/8-24							04150	04170
		M10 x 1.25							04190	04210



10175

## Crimped Wire Cup Brushes - UCX Series

Removing paint, rust & corrosion and deburring large surface areas.



Diam.	Wire Size	Arbor Hole	Trim Length	Max. RPM	Catalog Number	Standard Pack	Item Number	
							Steel	Stainless
3	.014	5/8-11	3/4	14,000	UCX3	1	10175	10145
		1/2-13					10460	10100
		M10 x 1.25					10470	10110
		M10 x 1.5					10480	10120
		M14 x 2.0					10490	10130
3-1/2	.014 .020	5/8-11	7/8	12,000	UC35	1	10115	10135
							10125	10126



18215

## Knot Wire Cup Brushes - US & USC Series

Single Row - High-impact action for aggressive removal of paint, rust & corrosion and deburring large surface areas.



Diam.	Wire Size	Arbor Hole	Trim Length	Number of Knots	Max. RPM	Catalog Number	Std. Pack	Item Number	
								Steel	Stainless
2-3/4	.014	5/8-11	3/4	18	14,000	US80	1	17195	17085
		M10 x 1.25						17270	17050
		M10 x 1.5						17280	17060
		M14 x 2.0						17290	17070
2-3/4	.020	5/8-11	3/4	20	14,000	USC80	1	18215	17165
		M10 x 1.25						17580	17120
		M10 x 1.5						17590	17140
		M14 x 2.0						17600	17150
3-1/2	.014 .020	5/8-11	1-1/4	20	9,000	US35	1	17110	-
								17100	-

■ Hurricane® Twist



37992

## Small Angle Grinder Adapters

MGA Series

For Cup or Wheel Brushes

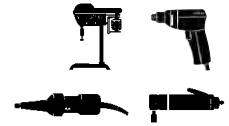
Fixed Thread Size	Adapted Thread Size	Catalog Number	Standard Pack	Item Number
5/8-11	M10 x 1.25	MGA1	1	37992
5/8-11	M10 x 1.50	MGA2	1	37993
5/8-11	3/8 x 24	MGA3	1	37994



06901

## Crimped Wire Solid End Brushes - NS Series

Light-duty, general purpose cleaning and finishing in recessed areas or I.D.s.




Diam.	Wire Size	Trim Length	Max. RPM	Catalog Number	Standard Pack	Item Number		
						Steel	Stainless	Brass
3/8	.006	7/8	20,000	NS3	10	06881	-	-
	.0118					06891	-	-
1/2	.005	7/8	25,000	NS4	10	-	-	06900
	.006					06901	06971	-
	.0104					06921	06981	-
	.014					06931	06991	-
	.020					06941	07001	-
3/4	.005	7/8	22,000	NS6	10	-	-	07010
	.006					07011	07071	-
	.0104					07021	07081	-
	.014					07031	07091	-
	.020					07041	07101	-
1	.005	7/8	20,000	NS10	10	-	-	07110
1	.006	1	22,000	NS10	10	07111	07161	-
	.0104					07121	07181	-
	.014					07131	07191	-
	.020					07141	07201	-
		1-1/8						



07581

## Crimped Wire Solid End Brushes - NSN Series

Coated Cup - Coated cup protects work surface.



Diam.	Wire Size	Trim Length	Max. RPM	Catalog Number	Standard Pack	Item Number	
						Steel	Stainless
1/2	.006	7/8	25,000	NSN4	10	-	07531
	.0104					07521	07541
3/4	.006	7/8	22,000	NSN6	10	-	07571
	.0104					07561	07581




08011

## Crimped Wire Solid End Brushes - NST Series

Variable Trim

Bands shorten trim to provide more aggression and reduce flaring.



Diam.	Wire Size	Trim Length From Bands	Max. RPM	Catalog Number	Standard Pack	Item Number	
						Steel	Stainless
1/2	.006	9/16	20,000 25,000	NST4	10	07911	-
	.0104					07921	-
3/4	.006	3/8	20,000	NST6	10	07951	07981
	.0104					07961	07991
1	.006	3/8	10,000	NST10	10	08001	08021
	.0104					08011	08031



07731

## Crimped Wire End Brushes - NSNT Series

Coated Cup - Variable Trim

Coated cup protects work surface and bands shorten trim to provide more aggression.




Diam.	Wire Size	Trim Length From Bands	Max. RPM	Catalog Number	Standard Pack	Item Number	
						Steel	Stainless
1/2	.006	9/16	20,000 25,000	NSNT4	10	-	07731
	.0104					-	07741
3/4	.006	3/8	20,000	NSNT6	10	07751	-
	.0104					-	07781



07819

## Controlled Flare Crimped Wire End Brushes -

Designed for increased durability when cleaning right angles, corners and fillet welds.



Diam.	Wire Size	Trim Length	Max. RPM	Standard Pack	Item Number	
					Steel	Stainless
1/2	.0104	7/8	25,000	10	07812	07821
	.014				07813	07822
	.020				07814	07823
3/4	.0104	7/8	22,000	10	07815	07824
	.014				07816	07825
	.020				07817	07826
1	.0104	1	22,000	10	07818	07827
	.014				07819	07828
	.020				07820	07829
					1-1/8	

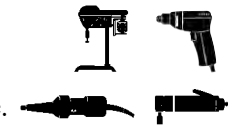


07221

## Anderbond™ Encapsulated Crimped Wire

### Solid End Brushes - NSU Series

Elastomer wears gradually maintaining a short, aggressive trim & long life.



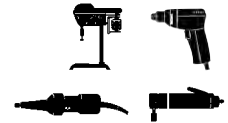
Diam.	Wire Size	Trim Length	Grade Type	Max. RPM	Catalog Number	Standard Pack	Item Number
							Steel
3/4	.0104	7/8	Green - Standard-Duty Black - Heavy-Duty	20,000	NS6U	10	07221
	.020						07231
1	.0104	7/8	Green - Standard-Duty Black - Heavy-Duty	14,000	NS10U	10	07241
	.020						07251



06721

## Pilot Bonding Brushes - NP Series

For rivet hole cleaning in aircraft and aerospace industries.




Diam.	Pilot Diam.	Wire Size	Trim Length From Ring	Max. RPM	Catalog Number	Standard Pack	Item Number
							Stainless
1/2	3/32	.005	1/8	20,000	NP43	12	06721
1/2	1/8	.005	1/8	20,000	NP44	12	06741
1/2	5/32	.005	1/8	20,000	NP45	12	06761
1/2	3/16	.005	1/8	20,000	NP46	12	06781
1/2	1/4	.005	1/8	20,000	NP48	12	06801



06091

## Circular Flared End Brushes - NF Series

Ideal for a wide range of surfaces and contours.



Diam.	Wire Size	Max. RPM	Catalog Number	Standard Pack	Item Number	
					Steel	Stainless
1	.006	25,000	NF10	10	05701	05741
	.008				05711	05751
	.020				05731	-
1-1/4	.006	20,000	NF12	10	05781	05821
	.008				05791	-
	.020				05811	-
1-1/2	.006	20,000	NF14	10	05861	05911
	.008				05871	05921
	.014				05881	-
	.020				05891	-
2	.008	25,000	NF20	2	05441	05471
	.014				05451	-
2-3/4	.008	16,000	NF26	2	05961	06001
	.014				05971	-
	.020				05981	-
3	.006	16,000	NF30	2	06031	06081
	.008				06041	06091
	.0104				06051	-
	.014				06061	-
	.020				06071	06121
4	.008	15,000	NF40	1	06141	06181



05521

Refer to page 8 for Encapsulated Information.

## Anderbond™ Encapsulated Flared End Brushes - NFU Series

Elastomer wears gradually maintaining a short aggressive trim and long life.



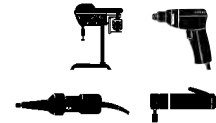
Diam.	Wire Size	Grade Type	Max. RPM	Catalog Number	Standard Pack	Item Number	
						Steel	Steel
1-3/4	.006 .0104	Green - Standard-Duty	25,000	NF16U	2	05481	05491
		Black - Heavy-Duty				05521	05531
2	.006 .0104	Green - Standard-Duty	20,000	NF20U	2	06011	06021
		Black - Heavy-Duty				06011	06021
2-3/4	.006 .0104	Green - Standard-Duty	16,000	NF30U	2	06011	06021
		Black - Heavy-Duty				06011	06021



12071

## Knot Wire End Brushes - NH Series

Hollow End - Swaged Cup  
Heavy-duty cleaning and finishing in recessed areas or I.D.s.



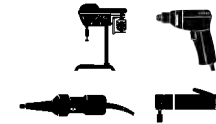
Diam.	Wire Size	Trim Length	Max. RPM	Catalog Number	Standard Pack	Item Number	
						Steel	Stainless
3/4	.014 .020	7/8	22,000	NH8	10	10921	10951
						10931	10961
1-1/8	.014 .020	7/8	22,000	NH12	10	12071	12101
						12081	12111



12112

## Knot Wire End Brushes - NHX Series

Hollow End - Long Trim  
Heavy-duty cleaning and finishing in hard-to-reach areas.



Diam.	Wire Size	Trim Length	Max. RPM	Catalog Number	Standard Pack	Item Number	
						Steel	Stainless
3/4	.014 .020	1-1/8	20,000	NH8X	10	10922	10923
						10924	10925
1-1/8	.014 .020	1-1/8	20,000	NH12X	10	12072	12102
						-	12112



06831

## Knot Wire End Brushes - NHF Series

Hollow End - Flared Cup  
Flared cup allows wire to reach into corners and angles.



Diam.	Wire Size	Trim Length	Max. RPM	Catalog Number	Standard Pack	Item Number	
						Steel	Steel
3/4	.014 .020	7/8	20,000	NHF8	10	10981	10991
						06831	06841
1-1/8	.014 .020	7/8	20,000	NHF12	10	06831	06841
						06831	06841



09055

## Crimped Wire Wheels - SSM Series

Light to medium-duty cleaning and removal of rust, paint and corrosion.



Diam.	Wire Size	Max. RPM	Catalog Number	Standard Pack	Item Number	
					Steel	Stainless
1-1/2	.0118	20,000	SSM14	10	08586	-
2	.006	20,000	SSM20	10	08715	-
	.0118				08738	08838
	.014				08755	-
2-1/2	.014	20,000	SSM24	10	08905	-
	.020				09531	-
3	.006	20,000	SSM30	10	09541	-
	.0118				09035	-
	.0104				09551	-
	.014				09055	09145



08740

## Anderbond™ Encapsulated Crimped Wire Wheels

SSMU Series - Single Section  
Elastomer wears gradually maintaining a short aggressive trim and long life.



Refer to page 8 for Encapsulated Information.

Diam.	Wire Size	Grade Type	Max. RPM	Catalog Number	Std. Pack	Item Number Steel
2	.0118	Green - Standard-Duty	20,000	SSM20U	10	08740
2-1/2	.014	Black - Heavy-Duty	20,000	SSM24U	10	08907
3	.008	Green - Standard-Duty	20,000	SSM30U	10	09015



06621

## Crimped Wire Cup Brushes - NH Series

Hollow End - Light to medium duty cleaning and removal of rust, paint and corrosion on larger surfaces.



Diam.	Wire Size	Max. RPM	Catalog Number	Standard Pack	Item Number	
					Steel	Stainless
1-3/4	.006	13,000	NH16	10	06611	06631
	.0104				06661	-
	.0118				06621	06641
2-3/4	.0118	6,000	NH26	10	06651	-



08754

## Flared Crimped Wire Cup Brushes

SSMF Series - For off-hand cleaning and deburring.



Diam.	Wire Size	Max. RPM	Catalog Number	Standard Pack	Item Number	
					Steel	Stainless
1-1/2	.006	20,000	SSMF14	10	08525	08625
	.008				08545	-
	.0118				08575	-
2	.008	20,000	SSMF20	10	08725	-
	.014				08754	08845
2-1/2	.006	20,000	SSMF24	10	08865	-
	.0118				08885	-
	.014				08904	-
3	.006	20,000	SSMF30	10	09002	09095
	.0118				09034	-
	.014				09065	09146
4	.014	20,000	SSMF40	10	08546	-



13658

## Standard Twist Stem-Mounted Knot Wire Wheels

TSM Series



Diam.	Wire Size	Stem Diam.	Max. RPM	Catalog Number	Standard Pack	Item Number	
						Steel	Stainless
3	.0118	1/4	25,000	TS3M	5	13650	-
	.014					13651	13556
	.020					13652	13562
4	.0118	1/4	20,000	TS4M	5	13657	-
	.014					13658	13654
	.020					13659	-



26932

## Pencil End Brushes - (Ready Tuft) - RT Series

For brushing confined areas.

Tubing may be cut back to expose fresh trim.



Diam.	Wire Size	Trim Length	Tube Diam.	Overall Length	Max. RPM	Catalog Number	Std. Pack	Item Number	
								Steel	Stainless
1/4	.010	1/4	1/4	3-1/4	8,000	RT2	12	26911	26921
3/8	.010	3/8	3/8	3-3/8	8,000	RT3	12	26932	-



22760

## Miniature Wire End Brushes - MN Series

Light cleaning, deburring, edge blending and surface finishing in confined areas.



Diam.	Wire Size	Stem Diam.	Max. RPM	Catalog Number	Std. Pack	Item Number		
						Steel	Stainless	Brass
3/16	.003	1/8	25,000	MN3	144	22740	22730	75012
1/4	.005	1/8	25,000	MN4	144	22760	22770	75013
5/16	.005	1/8	25,000	MN5	144	22780	22790	-



23050

## Miniature Wire Wheels - MW Series

Light cleaning, deburring, edge blending and surface finishing in confined areas.



Diam.	Wire Size	Stem Diam.	Max. RPM	Catalog Number	Std. Pack	Item Number		
						Steel	Stainless	Brass
5/8	.005	1/8	25,000	MW10	144	22930	22940	-
3/4	.005	3/32	25,000	MW12	144	22960	-	-
		1/8				22950	22970	-
1	.005	3/32	25,000	MW16	144	23030	-	-
						1/8	23010	23050
1-1/4	.005	1/8	25,000	MW20	144	23070	-	-
1-1/2	.005	1/8	25,000	MW24	144	23100	23110	-



22890

## Miniature Wire Cup Brushes - MU Series

Light cleaning, deburring and edge blending on relatively large areas.



Diam.	Wire Size	Stem Diam.	Max. RPM	Catalog Number	Std. Pack	Item Number		
						Steel	Stainless	Brass
9/16	.005	1/8	25,000	MU8	144	22870	22890	70011



## Single Stem, Single Spiral - WTS Series

For manual cleaning applications.

28210

Diam.	Wire Size	Length of Brush Part	Approx. Stem Dia.	Overall Length	Catalog Number	Standard Pack	Item Number	
							Steel	Stainless
3/16	.003	1-1/2	3/32	7	WTS3	12	28120	28140
	.006						28130	28150
1/4	.004	1-1/2	3/32	7	WTS4	12	28160	28180
	.006						28170	28190
3/8	.004	2	1/8	8	WTS6	12	28200	28280
	.006						28210	28230
1/2	.005	2	1/8	8	WTS8	12	28240	28260
	.008						28250	28270



## Single Spiral - PTS Series

Deburring, cleaning and finishing internal diameters.



25801

Diam.	Wire Size	Length of Brush Part	Approx. Stem Dia.	Overall Length	Catalog Number	Standard Pack	Item Number		
							Steel	Stainless	Brass
5/32	.003	7/16	1/16	2-1/4	PTS1	12	25750	26500	25752
1/4	.004	1	1/8	3-1/2	PTS2	12	25760	26510	25762
5/16	.004	1	1/8	3-1/2	PTS5/16	12	70347	70464	-
3/8	.004	1	1/8	3-1/2	PTS3	12	25770	26530	25772
7/16	.005	1	1/8	3-1/2	PTS7/16	12	70348	76084	-
1/2	.005	1	3/16	3-1/2	PTS4	12	25780	26540	25782
9/16	.005	1	3/16	3-1/2	PTS9/16	12	76348	-	-
5/8	.005	1	3/16	3-1/2	PTS5	12	25790	26560	25792
11/16	.005	1	3/16	3-1/2	PTS11/16	12	70471	-	-
3/4	.006	1	1/4	3-1/2	PTS6	12	25801	26581	25802
7/8	.006	1	1/4	3-1/2	PTS7	12	25811	26591	25812
1	.008	1	1/4	3-1/2	PTS8	12	25821	26631	25822
1-1/8	.008	1	1/4	3-1/2	PTS9	12	25831	26601	25832
1-1/4	.008	1	1/4	3-1/2	PTS10	12	25841	26621	-
1-1/2	.008	1	1/4	3-1/2	PTS11	12	76017	70447	-



## Double Stem Tube Brushes

PTD & PTDL Series

Aggressive deburring, cleaning and finishing of internal diameters.



24210

Diam.	Wire Size	Length of Brush Part	Approx. Stem Dia.	Overall Length	Catalog Number	Standard Pack	Item Number	
							Steel	Stainless
<b>Double Stem, Single Spiral</b>								
1/2	.004	2	1/8	5	PTD4	12	24200	24201
	.006						24210	-
5/8	.005	2	3/16	5	PTD5	12	24230	24231
	.008						24240	24241
	.010						24250	24251
3/4	.006	2-1/2	1/4	5	PTD6	12	24281	24283
	.010						24291	24293
7/8	.006	2-1/2	1/4	5	PTD7	12	24321	24323
	.010						24331	24333
1	.006	2-1/2	1/4	5	PTD8	12	24351	-
	.010						24361	24363
1-1/4	.006	2-1/2	1/4	5	PTD9	12	24370	24372
	.010						24380	-
<b>Double Stem, Double Spiral</b>								
1/4	.006	2	1/8	6	PTDL2	12	24880	-
3/8	.006	2	1/8	6	PTDL3	12	24890	-
1/2	.006	2	1/8	6	PTDL4	12	24900	-
5/8	.006	3-1/2	3/16	5-1/2	PTDL5	12	24910	-
3/4	.006	3-1/2	1/4	5-1/2	PTDL6	12	24921	-



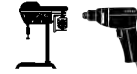


27920

## Valve Guide Brushes - VP Series

Single Stem, Single Spiral with Handle

Used for cleaning valve guides and other small holes.



Diam.	Length of Brush Part	Overall Length	Catalog Number	Standard Pack	Item Number	
					Steel	Nylon
5/16	2-1/2	9-1/2	VP10	12	27810	27820
11/32	2-1/2	9-1/2	VP11	12	27830	27840
3/8	2-1/2	9-1/2	VP12	12	27850	27860
7/16	2-1/2	9-1/2	VP14	12	27890	27900
1/2	2-1/2	9-1/2	VP16	12	27910	27920
9/16	2-1/2	9-1/2	VP18	12	27930	27940
5/8	2-1/2	9-1/2	VP20	12	27970	27980
3/4	2-1/2	9-1/2	VP24	12	27990	-



25470

## Butterfly Tube Brushes - PTF Series

Use with holder on blind, threaded holes.



Diam.	Wire Size	Length of Brush Part	Approx. Stem Dia.	Overall Length	Catalog Number	Standard Pack	Item Number	
							Steel	Stainless
1/4	.003	9/16	3/32	2-1/8	PTF2	12	24990	-
	.005					12	25010	25030
5/16	.003	9/16	3/32	2-1/8	PTF25	12	25070	-
	.005					12	25080	-
3/8	.003	3/8	3/32	2-1/8	PTF3	12	25130	-
	.005					12	25140	25180
	.008					12	25160	-
3/8	.005	5/8	1/8	2-1/8	PTF3	12	25150	-
7/16	.003	9/16	3/32	2-1/8	PTF35	12	25230	-
	.005					12	25240	-
	.008					12	25260	-
7/16	.005	5/8	1/8	2-1/8	PTF35	12	25250	-
1/2	.005	9/16	3/32	2-1/4	PTF4	12	25340	25390
	.008					12	25360	-
1/2	.005	5/8	1/8	2-1/4	PTF4	12	25350	25400
	.008					12	25370	-
9/16	.003	5/8	1/8	2-1/4	PTF45	12	25420	-
	.005					12	25430	25450
	.008					12	25440	-
5/8	.005	5/8	1/8	2-1/4	PTF5	12	25470	25490
	.008					12	25480	-
3/4	.003	5/8	1/8	2-1/4	PTF6	12	25500	-
	.005					12	25510	25530
	.008					12	25520	25540
7/8	.005	3/4	1/8	2-1/4	PTF7	12	25560	25590
	.008					12	25570	-
1	.005	5/8	1/8	2-1/4	PTF8	12	25630	25650
	.008					12	25640	-
1-1/16	.005	5/8	1/8	2-1/4	PTF85	12	25660	-
1-1/8	.005	5/8	1/8	2-1/4	PTF9	12	25680	-
1-1/4	.005	5/8	1/8	2-1/4	PTF10	12	25720	25730
	.008					12	25740	-



37516

## Butterfly Tube Brush Holders

PTF Series - 1/4" Stem

For Brush Stem Diam.	Holder Diam.	Overall Length	Catalog Number	Standard Pack	Item Number
3/32	1/4	3-1/8	PTF-1	5	37515
1/8	3/8	3-3/8	PTF-2	5	37516

 Refer to page 6 for  
 Tube Brush Operating  
 Recommendations



21002



21014

## Crosshole Deburring Brushes

are designed for automated applications in CNC machining centers and dedicated machines. They are ideal for removing burrs from internal edges. Since they eliminate off-hand deburring, they improve part-to-part consistency and reduce direct labor content. Crosshole Deburring brushes are available in sizes ranging from 3/4" to 4" and can be readily adapted into a machining center's tool changer.

Diam.	Steel Wire Size*	Face Width	Stem Diam.	Max. RPM	Standard Pack	Item Number
3/4	.005	3/8	3/8	8,000	1	21000
		3/4				21001
7/8	.006	3/4	3/8	8,000	1	21002
1	.006	3/4	3/8	8,000	1	21004
1-1/4	.006	3/4	3/8	8,000	1	21006
1-1/2	.006	1	3/8	8,000	1	21008
2	.006	1	3/8	6,000	1	21010
2-1/2	.008	1	3/8	6,000	1	21012
3	.008	1	3/8	6,000	1	21014
4	.0118	1	3/8	6,000	1	21015

\* Stainless Steel fill is available by special order.

Note: All brush stems have a 2" long flat for use in end mill holders. Alternatively, they can be mounted in 3/8" collets. Crosshole Deburring Brush extension holder is available. Contact Application Engineering at 800-553-2371.



Replacement Head



Reusable Arbor

## Replacement Brush Heads and Reusable Arbors

In high production applications, reusable arbors reduce manufacturing costs by allowing the use of inexpensive brush head replacements. Brush heads are made-to-order in diameters ranging from 3/4" to 2" with face widths of 1/4" to 1". They are available on 3/16" and 1/4" pins. The pin diameter is based on the application and determines brush density. Contact Application Engineering at 800-553-2371 for more information.

## Operating Parameters

Brush Diameter	Recommended RPM	Recommended Feed Rate
5/8 - 7/8	8,000	20"/min
1 - 1-1/2	8,000	20"/min
2 - 2-1/2	6,000	20"/min
3 - 4	3,000	20"/min

## Tool Paths for Crosshole Deburring

An effective tool path for most crosshole deburring jobs is circular interpolation using the following guidelines to determine diameter of interpolation. The interpolation should be performed at a depth where the center of the brush face is at the center of the intersecting hole.

- Diameter of Interpolation = Hole Diameter - Brush Diameter



37723

## Metal Adapters - ALN Series

Used in pairs with Crimped, Knot &amp; Tampico Wheel Brushes

For Brush Arbor Hole Size	Adapted Arbor Hole Size	Catalog Number	Standard Pack	Item Number
2	1/2	ALN 1/2	1 Pair	<b>37722</b>
	5/8	ALN 5/8		<b>37723</b>
	3/4	ALN 3/4		<b>37725</b>
	7/8	ALN 7/8		<b>37726</b>
	1	ALN 1		<b>37728</b>
	1-1/4	ALN 1-1/4		<b>37730</b>
	1-1/2	ALN 1-1/2		<b>37732</b>



37760

## Metal Adapters - MA Series

For use with 3-1/4 &amp; 4-1/4 Tampico Wheels

Fits Inside Diam.	Stocked Arbor Hole	Max. Arbor Hole	Catalog Number	Standard Pack	Item Number
3-1/4	5/8	2	MA3	1	<b>37760</b>
4-1/4	5/8	3	MA4	1	<b>37770</b>



37821

## Drive Arbors - UA Series

Unthreaded Shaft

Arbor Diam.	Stem Diam.	Stem Length	Length of Shaft	For Brushes with a Max. Diam. of	Max. RPM	Catalog Number	Standard Pack	Item Number
1/4	1/4	1-1/8	3/16	2	20,000	UA3	1	<b>37831</b>
3/8	1/4	1-1/8	3/16	4	20,000	UA2	1	<b>37821</b>



37751

## Drive Arbors - AT & UA Series

Threaded Shaft

Arbor Diam.	Stem Diam.	Stem Length	Length of Shaft	For Brushes with a Max. Diam. of	Max. RPM	Catalog Number	Standard Pack	Item Number
1/2	1/4	3/4	1	4	20,000	AT1	1	<b>37751</b>
3/8	1/4	3/4	3/4	4	25,000	UA4	1	<b>37991</b>
1/2	1/4	7/8	3/4	4	20,000	UA1	5	<b>37811</b>



37992

## Small Angle Grinder Adapters - MGA Series

For Cup or Wheel Brushes

Fixed Thread Size	Adapted Thread Size	Catalog Number	Standard Pack	Item Number
5/8-11	M10 x 1.25	MGA1	1	<b>37992</b>
5/8-11	M10 x 1.50	MGA2	1	<b>37993</b>
5/8-11	3/8 x 24	MGA3	1	<b>37994</b>



## Plastic Snap-Out Adapters


Use with DM, DMX, TC, TS &amp; SS Brush Styles

Fits I.D.	Arbor Hole	For Use With Single Section Brushes	Standard Pack	Item Number
1/2	1/4	Crimped 1-1/2 thru 4 diam.	10	<b>37891</b>
1/2	3/8	Crimped 1-1/2 thru 4 diam.	10	<b>37902</b>
1/2	3/8	Knot 3 and 4 diam.	10	<b>37912</b>
5/8	1/2	Crimped 2-1/2 thru 8 diam.	10	<b>37920</b>

# Anderlon® Applications:



Large diameter wheel brushes are used to focus significant deburring energy on targeted edges. The steel inserts in this aluminum engine component have a severe burr condition requiring the aggression of wheel brushes.



Disc brushes are ideal for deburring flat surfaces after face milling. On such parts, all burred edges are on the same plane and are easily deburred.

Anderson's Application Lab is equipped with manual and CNC equipment for conducting deburring trials on a wide variety of parts. The lab helps customers evaluate the advantages of alternative deburring processes.



CNC equipment allows disc brushes to be used for in-machine deburring. In such situations, secondary deburring operations can be completely eliminated.



## Deburring Flat Parts

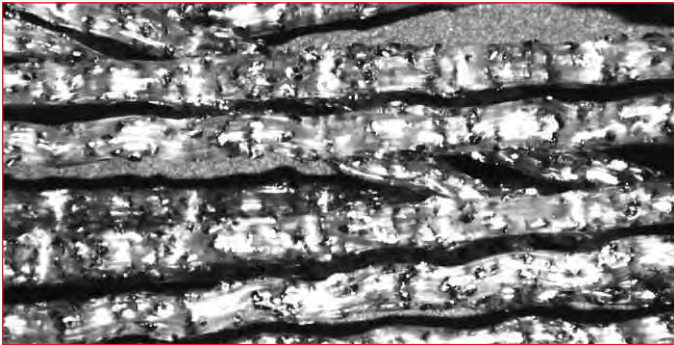
Parts containing many edges on the same plane are easily deburred with Anderlon Disc brushes. These brushes are often used in CNC machines to eliminate hand deburring. They can also be used in dedicated equipment in order to maximize throughput.

## Edge Radiusing

Many part specifications require the production edge radii within certain tolerance bands. Anderlon brushes can be used to produce edge radii from 0.001 to 0.030 depending on the work material.

## Surface Finishing

Anderlon brushes will refine surface finishes on most machined and ground parts. The filaments in the brush reduce the peaks in the surface roughness without affecting the valleys. This results in a lower rms level without changing part dimensions.




A close-up of Anderlon filaments shows the abrasive grains that are consistently distributed throughout the material.

Anderlon® brushes are compliant deburring and finishing tools that offer both aggressiveness and conformability in off-hand production, CNC, robotic and automated processes. Anderlon brushes can be used to deburr, finish and edge blend both metallic and non-metallic production parts. Their aggressiveness makes them cost-effective tools for demanding applications like deburring steel edges after machining or grinding. At the same time, their conformability allows them to be used in the finishing of complex shapes on softer materials like aluminum heat sinks.

Anderlon brushes are made from nylon filaments with abrasive grains impregnated throughout. As the filaments wear, old dull abrasive grains are released, exposing new sharp abrasive grains, thereby providing consistent performance throughout the life of the brush.

Anderson offers both a composite hub construction and a metal hub construction. With this broad range of configurations, Anderson is sure to meet all your application needs.

## Filament Density vs. Trim Length



Proper selection of brush density and trim length is a critical element in optimizing the output of a brushing operation. While high density/short trim brushes offer better cycle times and longer brush life, they are not effective in operations requiring a high degree of brush conformability. The following illustration highlights the differences between 10" x 2" arbor hole wheel brushes versus the 10" x 5-1/4" arbor hole version.



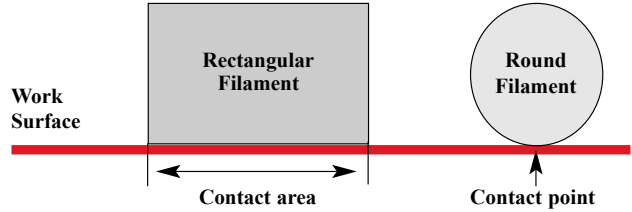
Low density/long trim wheel brushes are best suited for operations requiring a high degree of conformability.



High density/short trim wheel brushes are ideal for users who need minimum cycle times and maximum brush life.

## Filament Shape Selection

Anderlon brushes are available in crimped round, straight round and rectangular filaments. Co-extruded with either aluminum oxide or silicon carbide abrasive grains, the abrasive nylon filaments are available in various grit sizes and diameters.



Rectangular filaments are stiffer and provide a greater contact area with the work surface. These filaments should be used in high aggression applications where less conformability is required.

## Composite Hub vs. Metal Hub Construction

**Composite Hub Construction**  
Permits up to 30% more useable fill material resulting in a high density brush face promoting aggressive deburring and finishing in minimal cycle times.

**Metal Hub Construction**  
Provides a less dense and thinner face width for applications where aggression is a concern due to part delicacy and/or machine speed issues.




## Disc Brush Product Construction

**Tufted Disc Construction** ↗  
Offers increased aggression due to added filament density. This enables processing of severe burrs or generating larger edge radii in shorter cycle times. Our longer trim length allows for greater conformability and increased life, producing more parts-per-brush.



↙ **High Aggression Disc Construction**  
Uniquely suited for demanding applications characterized by large burrs or rapid feed rates. The brush filaments are specially designed to maximize aggression, and the brushes are manufactured with a high packing density, which extends life.

**Monofilament Disc Construction** ↗  
Individual filament configuration reduces filament stiffness and density for applications where reduced brush aggression is desirable.



## CNC Operating Parameter Selection

Anderson provides a broad range of deburring products which can be easily adapted to CNC equipment and other automated processes. By combining these products with Anderson's application experience, users are able to achieve better part-to-part consistency and lower direct labor costs without increasing maintenance or damaging CNC equipment.

### Parameter Summary

Brush Diam.	Disc Brush Spindle Speed (RPM)	Wheel Brush Spindle Speed (RPM)	*Wheel Brush Depth of Penetration	◆Disc Brush Depth of Penetration
1-3/4 - 2	1750 - 2000	4000 - 6000	10% of trim length	.040 - .150
3 - 4	1500 - 1750	2000 - 4000	10% of trim length	.040 - .150
5 - 6	1250 - 1500	1500 - 2000	10% of trim length	.040 - .150
8	800 - 1000	1200 - 1500	10% of trim length	.040 - .150
10	700 - 800	1000 - 1200	10% of trim length	.040 - .150
12	600 - 700	800 - 1000	10% of trim length	.040 - .150
14	500 - 600	800 - 900	10% of trim length	.040 - .150

- \* Call Our Application Engineering Department at 800-553-2371 if this depth of penetration is not aggressive enough.
- ◆ Set depth of penetration when the brush is rotating at the operational speed. Use .100" depth of penetration as a starting point for all disc brush applications.

Increasing brush speed doesn't always result in more aggressive action. If more aggression is required, the following steps can be used to achieve the desired results:

- Reduce RPM and increase depth of penetration
- Increase the filament diameter and the grit size
- Reduce the feed rate
- Use a brush with a shorter trim length
- Use rectangular filaments

**NOTE:** For Operating Parameters for High Aggression Disc Brushes, see page 33. For Operating Parameters for Crosshole Deburring Brushes, see page 38.

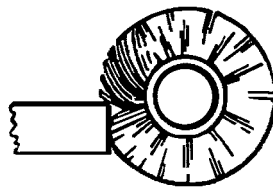
### Feed Rate Recommendations

Feed rate is determined by the amount of deburring, edge radiusing or surface finishing required, and the type of material that is being processed. It is generally application specific. Slower feeds result in a more aggressive brushing action. Based on the brushing action desired for a specific application, the feed rate can be increased or decreased.

Material	Feed Rate
Non-Ferrous	50 in./min.
Cast Iron	30 in./min.
Mild Steel and Ductile Iron	25 in./min.
Stainless and Alloy Steels	15 in./min.

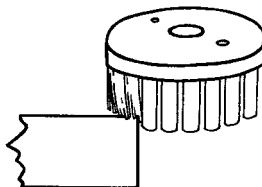
### Wheel Brush Penetration

When using Anderlon wheel brushes, optimum aggression is obtained and wheel life is maximized when the work-piece penetrates into the face of the brush approximately 10% of the trim length. The sides of the Anderlon filament actually do the work. To achieve a maximum edge radius and complete burr removal, parts should be buried into a slow running brush face.



### Disc Brush Penetration

When using Anderlon disc brushes, a good starting point for a depth of penetration between the brush face and work surface is 0.100". This depth of interference produces the best compromise between aggression and brush life. The feed rate starting point of Anderlon disc brushes is 18"/minute. This feed rate should then be adjusted faster or slower to achieve optimum operating conditions. On soft materials and parts with small burrs, higher feed rates can normally be achieved.



### Tool Path

The ideal tool path for a Disc brush is very similar to the path of the face mill that produced the burr. However, three differences exist:

- The rotation direction of the brush should be opposite of the cutting tool that created the burr.
- The length of the path must be longer than the part. Unlike a cutter path that can stop when the leading edge of the cutter reaches the end of the part, the tool path of a brush should continue until the trailing edge of the brush reaches the end of the part.
- The centerline of the brush may need to be off-set from the center of the part in order to maximize the number of filaments that strike the burred edge at a perpendicular angle. This is especially important when the diameter of the brush is similar to the width of the part.

### Coolants

Anderlon brushes can be run dry, without coolants. However, certain deburring conditions, such as higher speeds, material properties and greater depth of penetration can create excessive heat buildup, causing the nylon filaments to melt and smear on the work surface. If the speed or depth of penetration cannot be changed, coolants are recommended to overcome heat smear. Coolants will also help produce finer finishes.

Refer to page 31 for Disc Brush Operating Parameters.

Anderlon® disc brushes are ideal for use on custom designed machines or in CNC machining centers. The rotary action of a disc brush allows it to be fed across flat surfaces in order to produce a uniform non-directional finish and simultaneously deburr and radius all edges. Typical applications include:

- Deburring face-milled surfaces on aluminum, brass and ductile iron castings
- Generating edge radii and surface finishes on fine-blanked components
- Deburring sintered parts like pump gears after surface grinding



18920

## Tufted Disc Brushes - Crimped Silicon Carbide

Diameter	Filament Size/Grit	Trim Length	Arbor Hole	Max. RPM	Catalog Number	Std. Pack	Item Number
3	.040/120	1-1/2	7/8	2,500	CHD3	1	18870
4	.022/320 .040/120	1-1/2	7/8	2,500	CHD4	1	18890 18895
6	.040/120 .040/80	1-1/2	7/8	2,000	CHD6	1	18980 18985
8	.022/320 .040/120	1-1/2	7/8	2,000	CHD8	1	18930 18935
10	.040/120	1-1/2	7/8	1,750	CHD10	1	18950

Refer to page 39 for Arbor & Drive Hole Specs for Tufted Disc Brushes.

## Rectangular Silicon Carbide (.045 x .090)

Diameter	Grit Size	Trim Length	Arbor Hole	Max. RPM	Catalog Number	Std. Pack	Item Number
4	120 80	1-1/2	7/8	2,500	CHD4R	1	18880 18885
5	120 80	1-1/2	7/8	2,500	CHD5R	1	18900 18905
6	120 80	1-1/2	7/8	2,000	CHD6R	1	18920 18925
8	80	1-1/2	7/8	2,000	CHD8R	1	18940
10	120	1-1/2	7/8	1,750	CHD10R	1	18960



18850

## Tufted Miniature Disc Brushes - Crimped Silicon Carbide

Diameter	Filament Size/Grit	Trim Length	Max. RPM	Standard Pack	Item Number
1-3/4	.022/120 .040/80	1-1/4	6,000	2	18855 18850
1-3/4	80	1-1/4	6,000	2	18860

☞Rectangular Silicon Carbide filament (.045 x .090)



18810

## Monofilament Disc Brushes - Hex Drive - Straight Silicon Carbide

Diam.	Filament Size/Grit	Trim Length	Std. Pack	Stem Size	Max. RPM	Item Number
2	.035/180 .028/120 .040/80	1	2	1/4	10,000	18802 18801 18800
3	.035/180 .028/120 .040/80	1	2	-	10,000	18805 18804 18803
4	.035/180 .028/120 .040/80	1	2	-	10,000	18808 18807 18806
5	.035/180 .028/120 .040/80	1	2	-	6,000	18811 18810 18809



18813

## Monofilament Disc Brushes - Straight Silicon Carbide

Diam.	Filament Size/Grit	Trim Length	Std. Pack	Arbor Hole	Max. RPM	Item Number
5	.028/120 .040/80	1	2	7/8 7/8	10,000 10,000	18813 18833
7	.028/120 .040/80	1	1	7/8 7/8	6,000	18815 18835



18877



18889

Refer to page 39  
for Disc Brush  
Drive Arbors.

## High Aggression Disc Brushes

are densely filled with an exclusive nylon abrasive filament that significantly increases aggression. Their ability to remove large burrs or to operate at elevated feed rates while still maintaining part geometry broadens the range of applications that are candidates for in-machine deburring with disc brushes.

Diam.	Grit Size	Arbor Hole	Trim Length	Max. RPM	Standard Pack	Item Number
3	80	-	1-1/4	4,500	1	18877**
4	80	7/8	1-1/2	2,500	1	18887 18888•
5	80	7/8	1-1/2	2,500	1	18889
6	80	7/8	1-1/2	2,000	1	18755 18756•
9	80	7/8	1-1/2	2,000	1	18897

\*\* Drive arbor sold separately see page 39.

• Banded for extra aggression.

## Operating Parameters for High Aggression Disc Brushes

The fill density of High Aggression Disc Brushes requires that they be used at slightly lower spindle speeds and reduced amounts of engagement in comparison to tufted disc brushes of the same diameter.

Brush	Speed	DOI*	Wet/Dry**
3 Dia. Disc Brush	1500 - 1700	.025 - .100	Wet
4 Dia. Disc Brush	1200 - 1500	.025 - .100	Wet
5 Dia. Disc Brush	1000 - 1200	.025 - .100	Wet
6 Dia. Disc Brush	900 - 1100	.025 - .100	Wet
9 Dia. Disc Brush	700 - 900	.025 - .100	Wet

\* Depth of interference

\*\* The use of coolant is not only recommended but required in almost all applications due to the aggressive brushing action produced by High Aggression Disc Brushes.

## Application Assistance Call Us Toll-Free: 800-553-2371

**Anderson will help lower your production costs!**

**Just call our toll-free Application Hotline.** Our Application Engineers are available 8:30am to 5:00pm EST, Monday - Friday. Our Engineers are equipped to recommend the best product or process to solve your specific application at the lowest cost-per-piece.

**If your problem is too complex to handle over the phone,** we'll arrange for an Application Engineer to do an in-depth study of your process *at your site - free of charge!*

**See page 68 for our Application Assistance form.**



Anderlon wheel brushes can be used in off-hand applications or in automated equipment. Typical applications include:

- Deburr edges on aluminum extrusions, machined and powdered metal components
- Edge blending of ferrous and non-ferrous parts
- Surface refinement of stainless steel, aluminum and brass

Refer to page 40 for Wheel Brush Adapters.



20615

Refer to page 31 for Wheel Brush Operating Parameters.


## Composite Hub Wheels - Crimped Silicon Carbide

Brush O.D.	Brush I.D.	Filament Size/Grit	Face Width	Width at Faceplate	Trim Length	Max. RPM	Catalog Number	Std. Pack	Item Number
6	2	.018/500	1	1-1/16	1-1/4	3,600	CHW6	1	20600
		.022/320							20605
		.022/120							20610
		.035/180							20615
		.040/120							20620
		.040/80							20625
8	2	.022/320	1	3/4	2-1/4	3,600	CHW8	2	20640
		.022/120							20645
		.035/180							20650
		.040/120							20655
		.040/80							20660
10	2	.035/180 .040/120 .040/80	1	1-1/16	3	3,600	CHW10	2	20670 20675 20680
10	3-1/4	.022/320 .035/180 .040/120 .040/80	1	13/16	2-5/16	1,800	CHW10	2	20690 20692 20694 20696
10	5-1/4	.022/120 .040/80	1	15/16	1-5/8	1,800	CHW10	2	20706 20700
12	3-1/4	.022/320 .035/180 .040/120 .040/80	1-1/8	13/16	3-5/16	1,800	CHW12	2	20710 20712 20714 20716
12	4-1/4	.022/320 .035/180 .040/120	1	15/16	3-1/8	1,800	CHW12	2	20730 20732 20734
12	5-1/4	.040/80	1-1/8	15/16	2-3/4	1,800	CHW12	2	20720
12	7-1/4	.040/120	1	15/16	1-5/8	1,800	CHW12	2	20825
14	5-1/4	.022/320	1-1/8	15/16	3-3/4	1,800	CHW14	2	20740
		.035/180							20745
		.040/120							20750
		.040/80							20755
14	5-1/4-2	.040/80	1-1/8	1-1/16	3-3/4	1,800	CHW14	2	20758

☐ Same density as a standard 5-1/4 I.D. brush, but requires no adapter for mounting on a 2 shaft.

## Rectangular Filament Silicon Carbide (.045 x .090)

Brush O.D.	Brush I.D.	Grit Size	Face Width	Width at Faceplate	Trim Length	Max. RPM	Catalog Number	Std. Pack	Item Number
14	5-1/4	80	1-1/8	1-1/16	3-3/4	1,800	CHWR14	2	20855



20785

## Replacement Sections for Sinjet Carbide Honing Machines

### Crimped Silicon Carbide

Diam.	Filament Size/Grit	Face Width	Width at Faceplate	Trim Length	Max. RPM	Catalog Number	Std. Pack	Item Number
10-7/8 (275mm)	.022/320	1	15/16	2-1/2	1,800	CHW10-7/8	2	20785
	.035/180							20795

### Straight Silicon Carbide

Diam.	Filament Size/Grit	Face Width	Width at Faceplate	Trim Length	Max. RPM	Catalog Number	Std. Pack	Item Number
10-7/8 (275mm)	.040/120	1	15/16	2-1/2	1,800	CHWS10-7/8	2	20890

### Rectangular Silicon Carbide (.045 x .090)

Diam.	Grit Size	Face Width	Width at Faceplate	Trim Length	Max. RPM	Catalog Number	Std. Pack	Item Number
10-7/8 (275mm)	180	1	15/16	2-1/2	1,800	CHWR10-7/8	2	20860
	120							20870
	80							20880

Refer to page 40  
for Wheel Brush  
Adapters.



21529

## Basic Sections - Crimped Silicon Carbide

Diam.	Filament Size/Grit	Approx. Face Width	Width at Faceplate	Trim Length	Arbor Hole	Max. RPM	Catalog Number	Std. Pack	Item Number
4-1/2	.022/320	17/32	17/32	3/4	2	6,000	AM45A	2	21519
	.035/180								21509
	.040/120								21499
6	.022/320	17/32	17/32	1-1/2	2	6,000	AM6A	2	21549
	.035/180								21539
	.040/120								21529
8	.022/320	17/32	17/32	1-7/8	3-1/4	5,000	AM8A	2	21570
	.035/180								21560
	.040/120								21550
10	.022/320	17/32	17/32	2-7/8	3-1/4	4,500	AM10A	2	21600
	.035/180								21590
	.040/120								21580
14	.022/320	17/32	9/16	3-7/8	5-1/4	3,000	AM14A	2	19810
	.035/180								21690
	.040/120								21680

**Note:** Basic sections are designed to be ganged in sets with a minimum gap between sections or as single units with pressboard adapters and steel flanges.



21463

## Multi-Duty Wheels - Crimped Silicon Carbide

Diam.	Filament Size/Grit	Approx. Face Width	Width at Faceplate	Trim Length	Arbor Hole	Max. RPM	Catalog Number	Std. Pack	Item Number
3	.022/320	3/8	13/32	7/16	1/2-3/8	6,000	DM3A	5	21453
	.035/180								21443
	.040/120								21433
	.040/120								22343 <sup>Ⓟ</sup>
4	.022/320	7/16	7/16	15/16	1/2-3/8	6,000	DM4A	5	21483
	.035/180								21473
	.040/120								21463
6	.022/320	5/8	11/16	7/8	5/8-1/2	4,500	DMX6A	5	20364
	.035/180								20354
	.040/120								20344

<sup>Ⓟ</sup> Aluminum Oxide



10084

## Small Diameter Wheels - Crimped Silicon Carbide

Diam.	Filament Size/Grit	Approx. Face Width	Width at Faceplate	Trim Length	Arbor Hole	Max. RPM	Catalog Number	Std. Pack	Item Number
2	.022/320	1/4	9/32	9/16	1/2-3/8	10,000	SS20A	10	09983
	.035/180								09993
	.040/120								10003
2-1/2	.022/320	1/4	5/16	3/4	1/2-3/8	10,000	SS24A	10	10023
	.035/180								10033
	.040/80								10053
3	.022/320	1/4	5/16	15/16	5/8-1/2	10,000	SS30A	10	10064
	.035/180								10074
	.040/120								10084
	.040/80								10094

Refer to page 31  
for additional  
operating  
information.

### Wheel Brush Operating Speeds

The Maximum Safe Free Speed (RPM) for Anderlon Wheel Brushes is not the recommended operating speed. The RPM in some cases is almost double the optimum operating speed. For best results, these brushes should not be operated at speeds above 3,500 SFPM (Surface Feet Per Minute). Below are recommended starting speeds:

Diameter:	RPM:	Diameter:	RPM:
2	4,000 - 6,000	8	1,200 - 1,500
3	3,000 - 4,000	10	1,000 - 1,200
4	2,000 - 3,000	12	800 - 1,000
6	1,500 - 2,000	14	800 - 900

Typical applications for cup and stem-mounted brushes include:

- Deburring and finishing complex parts
- Deburring and finishing in tight areas
- Designed for use on low speed/high torque portable tools and automated equipment



20475

## Cup Brushes - Crimped Silicon Carbide

Diam.	Filament Size/Grit	Trim Length	Arbor Hole	Max. RPM	Catalog Number	Std. Pack	Item Number
4	.022/320	7/8	5/8"-11	8,500	UC4A	1	20485
	.035/180						20475
	.040/120						20465
6	.022/320	1-1/4	5/8"-11	6,000	UC6A	1	20565
	.035/180						20545
	.040/120						



21040

## Stem-Mounted Wheels - Crimped Silicon Carbide

Diam.	Filament Size/Grit	Face Width	Trim Length	Stem Diam.	Max. RPM	Catalog Number	Std. Pack	Item Number
3	.022/120	1	1/2	3/8	6,000	SSMX-3	1	21030
	.040/80							21035
4	.022/120	1	1	3/8	6,000	SSMX-4	1	21040
	.040/80							21045



23541

## End Brushes - Crimped Silicon Carbide

Diam.	Filament Size/Grit	Trim Length	Stem Diam.	Max. RPM	Catalog Number	Std. Pack	Item Number
1/2	.022/320	7/8	1/4	10,000	NS4A	10	23491
	.035/180						23481
	.040/120						23471
3/4	.022/320	7/8	1/4	10,000	NS6A	10	23541
	.035/180						23531
	.040/120						23521
1	.022/320	7/8	1/4	10,000	NS10A	10	23571
	.035/180						23561
	.040/120						23551



23671

## Banded (Variable Trim) End Brushes

Crimped Silicon Carbide

Diam.	Filament Size/Grit	Trim Length From Bands	Stem Diam.	Max. RPM	Catalog Number	Std. Pack	Item Number
1/2	.022/320	9/16	1/4	10,000	NST4A	10	23621
	.035/180						23611
	.040/120						23601
3/4	.022/320	3/8	1/4	10,000	NST6A	10	23651
	.035/180						23641
	.040/120						23631
1	.022/320	3/8	1/4	10,000	NST10A	10	23681
	.035/180						23671
	.040/120						23661

Tube brushes are ideal for crosshole deburring, deburring holes in intake manifolds and finishing inside diameters.



24521

## Tube Brushes - Double Stem, Single Spiral - Silicon Carbide

Diam.	Filament Size/Grit	Length of Brush Part	Overall Length	Stem Diam.	Catalog Number	Std. Pack	Item Number
1/4	.022/320	2	5	5/32	PTDS2A	12	24401
3/8	.022/320	2	5	5/32	PTDS3A	12	24411
1/2	.022/320	2	5	3/16	PTDS4A	12	24421
	.035/180						24431
	.040/120						24441
5/8	.022/320	2	5	7/32	PTDS5A	12	24451
	.035/180						24461
	.040/120						24471
3/4	.022/320	2-1/2	5	1/4	PTDS6A	12	24481
	.035/180						24491
	.040/80						24501
7/8	.022/320	2-1/2	5	1/4	PTDS7A	12	24511
	.035/180						24521
	.040/120						24531
1	.022/320	2-1/2	5	1/4	PTDS8A	12	24541
	.035/180						24551
	.040/80						24561
							24571
							24581
							24591
							24601
							24611



25060



25220

## Micro Miniature Tube Brushes - Ultra Fine Deburring

Diam.	Length of Brush Part	Overall Length	Stem Diam.	For Hole Diameter		Std. Pack	Item Number
				Fraction	Decimal		
<b>Silicate 1,000 Grit</b>							
0.030	1/2	4	.015	1/32	0.031	12	25020
0.050				3/64	0.047		25040
0.075	3/4	4	.033	1/16	0.063	12	25050
0.090				5/64	0.078		25060
0.105	1	4	.041	7/64	0.094	12	25090
0.125				7/64	0.109		25100
0.135				1/8	0.128		25110
<b>Aluminum Oxide 600 Grit</b>							
0.1650	1	5	.087	5/32	0.156	12	25120
0.1900				3/16	0.188		25170
0.2600				1/4	0.250		25190
0.3250				5/16	0.313		25200
0.3850				3/8	0.375		25210
0.5150				1/2	0.500		25220
0.6400				5/8	0.625		25270
0.7650				3/4	0.750		25280
0.8900				7/8	0.875		25290
1.0150				1	1.000		25300

**Application Assistance**  
**Call Us Toll-Free: 800-553-2371**

*See page 68 for our Application Assistance form.*



21005



21011

## Crosshole Deburring Brushes - Silicon Carbide - 3/8" Stem

are designed for automated applications in CNC machining centers and dedicated machines. They are ideal for removing burrs from internal edges and finishing bores. Since they eliminate off-hand deburring, they improve part-to-part consistency and reduce direct labor content. Crosshole Deburring brushes are available in sizes ranging from 7/8" to 4" and can be readily adapted into a machining center's tool changer.

Diam.	Fill Diam.	Grit Size	Face Width	Overall Length	Max. RPM	Standard Pack	Item Number
7/8	.022	120	3/4	4-3/4	8,000	1	<b>21003</b>
1	.022	120	3/4	4-3/4	8,000	1	<b>21005</b>
1-1/4	.022	120	3/4	4-3/4	8,000	1	<b>21007</b>
1-1/2	.022	120	1	5	8,000	1	<b>21009</b>
2	.022	120	1	4-1/4	6,000	1	<b>21011</b>
2-1/2	.040	80	1	4-3/4	6,000	1	<b>21013</b>
3	.040	80	1	5-1/4	6,000	1	<b>21035</b>
4	.040	80	1	6-1/4	6,000	1	<b>21045</b>

**Note:** All brush stems have a 2" long flat for use in end mill holders. Alternatively, they can be mounted in 3/8" collets. Crosshole Deburring Brush extension holder is available. Contact Application Engineering at 800-553-2371.



Replacement Head

## Replacement Brush Heads and Reusable Arbors

In high production applications, reusable arbors reduce manufacturing costs by allowing the use of inexpensive brush head replacements. Brush heads are made-to-order in diameters ranging from 7/8" to 2" with face widths of 1/4" to 1". They are available on 3/16" and 1/4" pins. The pin diameter is based on the application and determines brush density. Contact Application Engineering at 800-553-2371 for more information.



Reusable Arbor

## Operating Parameters

Brush Diameter	Recommended RPM	Recommended Feed Rate
5/8 - 7/8	3000	20"/min
1 - 1-1/2	3000	20"/min
2 - 2-1/2	2000	20"/min
3 - 4	1500	20"/min

## Tool Paths for Crosshole Deburring

An effective tool path for most crosshole deburring jobs is circular interpolation using the following guidelines to determine diameter of interpolation. The interpolation should be performed at a depth where the center of the brush face is at the center of the intersecting hole.

- Diameter of Interpolation = Hole Dia. - 0.975 x Brush Dia.

## Tool Paths for Bore Finishing

These Crosshole Deburring Brushes can be used to improve the surface finish of bores. The best tool path normally involves helically interpolating the bore. The above recommendations for speed, feed and diameter of interpolation are also valid for bore finishing. The use of coolant is highly recommended in order to achieve maximum surface finish improvement.

Anderson

## Adapters




37728



37857

Brush I.D.	Arbor Hole Size	Used With	Std. Pack	Item Number
2	1/2	2 I.D. Composite Hub and Metal Hub Wheels	1 Pair	37722
	5/8			37723
	3/4			37725
	7/8			37726
	1			37728
	1-1/4			37730
	1-1/2			37732
3-1/4	3/4	3-1/4 I.D. Composite Hub Wheels	1 Pair	37856
	7/8			37850-31
	1			37857
	1-1/4			37858
	1-1/2			37850-40
	2			37859
3-1/4	3/4	3-1/4 I.D. Metal Hub Wheels <b>Must be used in conjunction with steel flanges in chart below.</b>	1 Each	37766
	7/8			37760-31
	1			37767
	1-1/4			37768
	1-1/2			37760-40
	2			37769
5-1/4	1-1/4	5-1/4 I.D. Composite Hub Wheels	1 Pair	37878
	1-1/2			37870-40
	2			37879



36248

## Pressboard Adapters

Used for centering 10, 12 and 14 diam. wheels when gang mounting.  
**Must be used in conjunction with Steel Flanges in chart below.**

Brush I.D.	Arbor Hole Size	Used With	Std. Pack	Item Number
3-1/4	3/4	Used for centering 10 & 12 composite hub wheels when gang mounting. <b>Must be used in conjunction with steel flanges in chart below.</b>	1 Each	36236
	7/8			36230-31
	1			36237
	1-1/4			36238
	1-1/2			36230-40
	2			36239
4-1/4	1	Used for centering 12 composite hub wheels when gang mounting. <b>Must be used in conjunction with steel flanges in chart below.</b>	1 Each	36267
	1-1/2			36260-40
	1-1/4			36268
	2			36269
	2-1/2			36260-51
5-1/4	1-1/4	Used for centering 14 composite hub wheels when gang mounting. <b>Must be used in conjunction with steel flanges in chart below.</b>	1 Each	36248
	1-1/2			36240-40
	2			36249



36488

## Steel Flanges

Used on the ends of a gang mount.  
**Must be used in conjunction with Pressboard Adapters in chart above.**

Flange O.D.	Arbor Hole Size	Used With	Std. Pack	Item Number
5-5/8	3/4	Use on the end of a 10 & 12 composite hub wheel gang mount. <b>Must be used in conjunction with pressboard adapters in chart above.</b>	1 Pair	36476
	7/8			36470-31
	1			36477
	1-1/4			36478
	1-1/2			36470-40
	2			36479
6-1/2	1-1/4	Use on the end of a 14 composite hub wheel gang mount. <b>Must be used in conjunction with pressboard adapters in chart above.</b>	1 Pair	36488
	1-1/2			36480-40
	2			36489

Anderson

## Adapters




37728



37857

Brush I.D.	Arbor Hole Size	Used With	Std. Pack	Item Number
2	1/2	2 I.D. Composite Hub and Metal Hub Wheels	1 Pair	37722
	5/8			37723
	3/4			37725
	7/8			37726
	1			37728
	1-1/4			37730
	1-1/2			37732
3-1/4	3/4	3-1/4 I.D. Composite Hub Wheels	1 Pair	37856
	7/8			37850-31
	1			37857
	1-1/4			37858
	1-1/2			37850-40
	2			37859
3-1/4	3/4	3-1/4 I.D. Metal Hub Wheels <b>Must be used in conjunction with steel flanges in chart below.</b>	1 Each	37766
	7/8			37760-31
	1			37767
	1-1/4			37768
	1-1/2			37760-40
	2			37769
5-1/4	1-1/4	5-1/4 I.D. Composite Hub Wheels	1 Pair	37878
	1-1/2			37870-40
	2			37879



36248

## Pressboard Adapters

Used for centering 10, 12 and 14 diam. wheels when gang mounting.  
**Must be used in conjunction with Steel Flanges in chart below.**

Brush I.D.	Arbor Hole Size	Used With	Std. Pack	Item Number
3-1/4	3/4	Used for centering 10 & 12 composite hub wheels when gang mounting. <b>Must be used in conjunction with steel flanges in chart below.</b>	1 Each	36236
	7/8			36230-31
	1			36237
	1-1/4			36238
	1-1/2			36230-40
	2			36239
4-1/4	1	Used for centering 12 composite hub wheels when gang mounting. <b>Must be used in conjunction with steel flanges in chart below.</b>	1 Each	36267
	1-1/2			36260-40
	1-1/4			36268
	2			36269
	2-1/2			36260-51
5-1/4	1-1/4	Used for centering 14 composite hub wheels when gang mounting. <b>Must be used in conjunction with steel flanges in chart below.</b>	1 Each	36248
	1-1/2			36240-40
	2			36249



36488

## Steel Flanges

Used on the ends of a gang mount.  
**Must be used in conjunction with Pressboard Adapters in chart above.**

Flange O.D.	Arbor Hole Size	Used With	Std. Pack	Item Number
5-5/8	3/4	Use on the end of a 10 & 12 composite hub wheel gang mount. <b>Must be used in conjunction with pressboard adapters in chart above.</b>	1 Pair	36476
	7/8			36470-31
	1			36477
	1-1/4			36478
	1-1/2			36470-40
	2			36479
6-1/2	1-1/4	Use on the end of a 14 composite hub wheel gang mount. <b>Must be used in conjunction with pressboard adapters in chart above.</b>	1 Pair	36488
	1-1/2			36480-40
	2			36489

Anderson

# Abrasives Applications:



Deburring a tube end with a stem-mounted flap wheel. For those situations where a die grinder is the most appropriate tool for the job, flap wheels offer effective solutions for a wide variety of cleaning, deburring, blending, and finishing applications.



Removing saw marks from a cut end of stainless bar with a blending disc. When more aggression is required for removing deeper tool marks or surface imperfections, blending discs offer a solution.

Blending welds with a Cyclone flap disc. By layering pieces of coated abrasive cloth onto a phenolic backing, Anderson's Cyclone and Cyclone Xtreme flap discs provide both a high rate of material removal and a smooth finish. These characteristics are maintained throughout the life of the disc because the flaps break down during use to constantly expose fresh, sharp abrasive grains.



Removing heat discoloration from a stainless sheet with an Anderlex surface prep disc. These are effective tools for removing oxides, residue, and discoloration from sheet metal after welding.

## Blending

Ideal for removing tool marks, surface imperfections, parting lines, and sharp edges. Anderson's line of specialty abrasives includes a wide assortment of both coated and non-woven products to allow the user to find the product that is right for their job.

## Cleaning

From removing oxidation on the surface of precious metals to removing mill scale from steel, selecting an abrasive product for surface cleaning can be difficult. Call our Application Engineers at 800-553-2371.

## Deburring

The variety of materials being used in fabrication and manufacturing and the cutting, machining, and grinding operations that are being performed on them result in burrs that range in size from microscopic to gigantic. When a specialty abrasive is the most appropriate solution for a deburring problem, Anderson offers the products and the expertise to help you find the most effective one.

## Finishing

Whether one is looking to achieve a specific measurable surface roughness or just to create the right decorative finish, Anderson offers a solution.

## Weld Blending

Cyclone flap discs offer users who are blending welds the most effective product for their abrasive dollar. Anderson offers a complete line of high value, zirconium grain flap discs.




## Cyclone™ Coated Abrasive Flap Discs

Grind & finish in one step! Flap discs do the work of both a grinding wheel and a resin fiber disc, thus eliminating the two-step finishing process. The layered abrasive flaps permit constant exposure of new grain for a uniform finish and long life.

### Flap Disc Construction



**Flap Disc:**  
As the abrasive cloth flaps slowly wear down, new sharp abrasive grain is constantly exposed, producing a consistently high cut rate throughout the life of the flap disc.



**Resin Fiber Disc:**  
The cut rate of a resin fiber disc diminishes rapidly because, as the disc wears, no new abrasive grain is exposed.

### Flap Disc Selection Guide

Application Requirement		Flap Disc Type
High cut rate and long life	Maximum aggression	<b>Cyclone Flap Disc Angled (Type 29) - Page 43</b>
	Smooth grinding	<b>Cyclone Flap Disc Flat (Type 27) - Page 43</b>
Increased conformability on contoured parts; longer life; minimized gouging on value-added parts	Maximum aggression	<b>Cyclone Xtreme Flap Disc Angled (Type 29) - Page 44</b>
	Smooth grinding	<b>Cyclone Xtreme Flap Disc Flat (Type 27) - Page 44</b>
Stainless steel, aluminum and other hard-to grind metal applications	Smooth grinding	<b>Cyclone Xtreme Ceramic Flat (Type 27) - Page 44</b>
High flexibility; non-marking backing	Maximum Aggression	<b>Trimable Flap Disc Angled (Type 29) - Page 43</b>

### Grain Selection Guide

Requirement	Grain Type
Maximum material removal	Coarse Grits
Achieve desired finishes	Fine Grits

### Backing Selection Guide

Requirement	Grain Type
Prevents backing from scratching the work-piece during operation	Phenolic
Trimable, non-marking backing; allows access to hard-to-reach angles	Composite

## Cyclone Coated Abrasive Resin Fiber Discs

Our discs are coated with abrasive grains and bonded with a tough, heat-resistant resin. This results in a durable, cool and fast cutting action. Use Anderson resin fiber discs on all types of metal for grinding and blending applications.

## Cyclone Coated Abrasive Flap Wheels

Anderson flap wheels are made with high quality aluminum oxide abrasive resin bond cloth for fast, aggressive cutting action and smooth operation.

The flexibility of our flap wheels makes them an excellent tool for blending and finishing flat and slightly contoured surfaces. Anderson flap wheels are used in both production and maintenance grinding, finishing and deburring operations.

The stem-mounted wheels are used in manual operations on portable tools and provide consistent aggressive action in hard-to-reach areas and flat surfaces.

The unmounted wheels are used on bench grinders and other machinery and provide controlled grinding, finishing and deburring action on machined parts and flat surfaces.

Abrasive flap wheels can be contoured to fit irregular surfaces in a variety of applications.

## Anderlex® Non-Woven Abrasives

Anderlex Abrasives are made from a non-woven synthetic fiber mesh impregnated throughout with abrasive grain and bonded with heavy-duty resins. This open-mesh construction permits even dispersment of grain throughout the web. The result is a cushion-like abrasive product that continually exposes new sharp grain as the old material wears away. The open structure prevents loading. The fiber used in Anderlex is synthetic and waterproof so it will not rust or contaminate metal. They can be used wet or dry. These products are designed for cleaning and producing finishes on ferrous and non-ferrous metals, glass, wood, ceramics and other surfaces.

## Application Assistance

Call Us Toll-Free!  
**800-553-2371**

**Anderson will help lower your production costs!**

**Just call our toll-free Application Hotline.** Our Application Engineers are available 8:30am to 5:00pm EST, Monday - Friday. Our Engineers are equipped to recommend the best product or process to solve your specific application at the lowest cost-per-piece.

**If your problem is too complex to handle over the phone,** we'll arrange for an Application Engineer to do an in-depth study of your process *at your site - free of charge!*

**See page 68 for our Application Assistance form.**

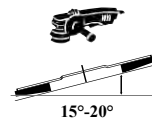
# Abrasive Flap Discs

Grind and finish in one step with Cyclone™ abrasive flap discs. Ideal for weld blending, grinding, cleaning, finishing, stock removal, edge chamfering and deflashing.

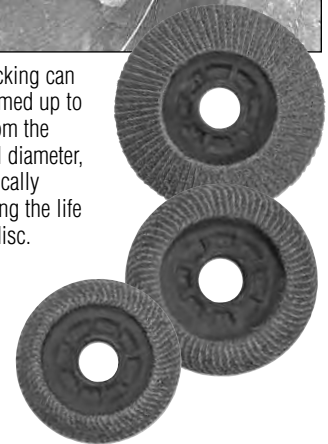


## Cyclone Trimmable Flap Discs

Type 29 - Zirconium - Composite Backing  
The trimmable backing allows for more flap flexibility. By trimming the backing, the flap length is extended, enabling the operator to access hard-to-reach areas. The non-marking backing will not damage the workpiece.



The backing can be trimmed up to 3/8" from the original diameter, dramatically extending the life of the disc.

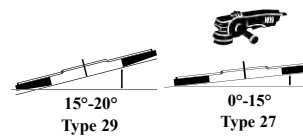


Diam.	Arbor Hole	Grit Size	Max. RPM	Standard Pack	Item Number
4-1/2	7/8	40	12,000	10	43650
		60			43651
		80			43652
		120			43653
4-1/2	5/8-11	40	12,000	10	43654
		60			43655
		80			43656
		120			43657



## Cyclone Flap Discs

Zirconium - Phenolic Backing  
Smooth grinding, high cut rate & long life.



Diam.	Arbor Hole	Grit Size	Max. RPM	Standard Pack	Item No. Type 29	Item No. Type 27
4	5/8	36	15,000	10	43500	-
		40			43501	-
		60			43502	-
		80			43503	-
		120			43504	-
4-1/2	7/8	24	13,000	10	43505	-
		36			43506	-
		40			43507	43557
		60			43508	43558
		80			43509	43559
120	43510	43560				
4-1/2	5/8-11	24	13,000	10	43511	-
		36			43512	-
		40			43513	43563
		60			43514	43564
		80			43515	43565
120	43516	-				
7	7/8	24	8,600	10	43517	-
		36			43518	-
		40			43519	43569
		60			43520	43570
		80			43521	43571
120	43522	43572				
7	5/8-11	24	8,600	10	43523	-
		36			43524	-
		40			43525	43575
		60			43526	43576
		80			43527	43577
120	43528	43578				

**TIP:**  
Use one grit size coarser than resin fiber disc, except 36 grit.

Coated Abrasives



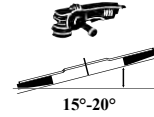
## Adapting Nuts & Spanner Wrench

Description	Thread Size	For Use With	Item Number
Adapting Nuts	3/8"-24	4" Flap Disc with 5/8" Arbor (Can be used with an adjustable wrench)	66426
Adapting Nuts	5/8"-11	4-1/2", 5" & 7" Flap Discs w/7/8" Arbor	66427
Spanner Wrench	-	Item No. 66427 only	66425



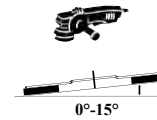
**Cyclone™ Xtreme Flap Discs - Type 29**  
 Zirconium - Phenolic Backing  
 A thicker, high-density disc with larger flaps for greater conformability and the longest life.

Diam.	Arbor Hole	Grit Size	Max. RPM	Standard Pack	Item Number
4-1/2	7/8	40	12,000	10	43535
		60			43536
		80			43537
4-1/2	5/8-11	40	12,000	10	43539
		60			43540
		80			43541



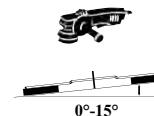
**Cyclone Xtreme Flap Discs - Type 27**  
 Zirconium - Phenolic Backing  
 A thicker, high-density disc with larger flaps for greater conformability and the longest life.

Diam.	Arbor Hole	Grit Size	Max. RPM	Standard Pack	Item Number
4-1/2	7/8	40	12,000	10	43585
		60			43586
		80			43587
4-1/2	5/8-11	40	12,000	10	43589
		60			43590
		80			43591
7	7/8	40	8,600	10	43593
		60			43594
		80			43595
7	5/8-11	40	8,600	10	43597
		60			43598
		80			43599



**Cyclone Xtreme Ceramic Flap Discs - Type 27**  
 Phenolic Backing  
 Grind and finish aluminum, stainless steel and other hard-to-grind metals in ONE step, resulting in fewer changeovers and increased productivity - and that means instant value.

Diam.	Arbor Hole	Grit Size	Max. RPM	Standard Pack	Item Number
4-1/2	7/8	60	12,000	10	43612
		80			43614
4-1/2	5/8-11	60	12,000	10	43622
		80			43624
7	7/8	60	8,600	10	43632
		80			43634
7	5/8-11	60	8,600	10	43642
		80			43644



60 grit: For maximum cut rate; 80 grit: For superior finish

Coated Abrasives



66238

**Resin Fiber Discs - Aluminum Oxide**  
 Economical, smooth cutting action. Highly versatile for most MRO grinding applications.



**NOTE:**  
 Do not exceed maximum RPM of back-up pad.

Diam.	Arbor Hole	Grit Size	Standard Pack	Item Number
4-1/2	7/8	24	25	66230
		36		66231
		50		66232
		60		66233
		80		66234
		100		66235
		120		66236
5	7/8	16	25	66237
		24		66238
		36		66239
		50		66240
		60		66241
		80		66242
		100		66243
7	7/8	16	25	66244
		24		66245
		36		66246
		50		66247
		60		66248
		80		66249
		100		66250
120	66252			



66307

**Resin Fiber Discs - Zirconium**  
 Self-sharpening grains for cool grinding and a high sustained cut rate. Great performance on stainless.



Diam.	Arbor Hole	Grit Size	Standard Pack	Item Number
4-1/2	7/8	24	25	66300
		36		66301
		50		66302
		60		66303
		80		66304
		80		66304
5	7/8	24	25	66306
		36		66307
		50		66308
		60		66309
		80		66310
		80		66310
7	7/8	24	25	66312
		36		66313
		50		66314
		60		66315
		80		66316



66223

**Resin Fiber Disc Back-up Pads**



Description	Max. RPM	Standard Pack	Item Number
2 Twist-Lock Style, 1/4 Stem	25,000	1	64779
2 Metal Hub Style, 1/4 Stem	25,000	1	60508
3 Twist-Lock Style, 1/4 Stem	20,000	1	64786
3 Metal Hub Style, 1/4 Stem	20,000	1	60509
4-1/2, 5/8-11 Arbor	13,000	1	66222
5, 5/8-11 Arbor	13,000	1	66223
7, 5/8-11 Arbor	10,000	1	66224



66345

**Resin Fiber Discs - Ceramic**  
High performance ceramic grain is designed for heavy stock removal on all metal types.



**NOTE:**  
Do not exceed maximum RPM of back-up pad.

Diam.	Arbor Hole	Grit Size	Standard Pack	Item Number
4-1/2	7/8	24	25	66330
		36		66331
		50		66332
		60		66333
		80		66334
5	7/8	24	25	66337
		36		66338
		50		66339
		60		66340
		80		66341
7	7/8	24	25	66344
		36		66345
		50		66346
		60		66347
		80		66348



66712

**Resin Fiber Discs for Grinding Aluminum - Aluminum Oxide**  
Twist-Lock & Metal Hub Styles  
For applications such as weld blending, grinding, deburring and finishing on aluminum.



Diam.	Grit Size	Standard Pack	Item Number	
			Twist-Lock*	Metal Hub+
2	36	50	66702	66722
	60		66704	66724
	80		66706	66726
	120		66708	66728
	36		66712	66732
3	60	25	66714	66734
	80		66716	66736
	120		66718	66738

\* Compatible with 3M Roloc™ back-up pads. (Roloc is a trademark of 3M)  
+ Compatible with Norton Speed-Lok® TS back-up pads. (Speed-Lok is a registered trademark of Norton Co.)



66742


**Resin Fiber Discs for Grinding Aluminum**  
Aluminum Oxide  
7/8" Arbor Style. For applications such as weld blending, grinding, deburring and finishing on aluminum.



Diam.	Arbor Hole	Grit Size	Standard Pack	Item Number
4-1/2	7/8	36	25	66742
		60		66744
		80		66746
		120		66748
7	7/8	36	25	66752
		60		66754
		80		66756
		120		66758

Coated Abrasives

Use blending discs for blending or finishing metal surfaces, light weld removal and removing surface imperfections and mill marks.



66469


## Blending Discs Aluminum Oxide - Metal Hub Style

Compatible with Norton Speed-Lok® TS back-up pads

Diam.	Grit Size	Standard Pack	Item Number
2	36	100	66467
	60		66468
	80		66469
	120		66470
3	36	100	66471
	60		66472
	80		66473
	120		66474

Speed-Lok is a registered trademark of Norton Co.

**NOTE:**  
Do not exceed maximum RPM of back-up pad.



66476

## Blending Discs Aluminum Oxide - Twist-Lock Style

Compatible with 3M Roloc™ back-up pads

Diam.	Grit Size	Standard Pack	Item Number
2	24	100	66475
	36		66476
	50		66478
	60		66479
	80		66480
	120		66482
3	24	100	66487
	36		66488
	50		66490
	60		66491
	80		66492
	120		66494

Roloc is a trademark of 3M



64779

## Blending Disc Back-up Pads

1/4 Stem

Description	Max. RPM	Std. Pack	Item Number
2 Twist-Lock Style	25,000	1	64779
2 Metal Hub Style	25,000	1	60508
3 Twist-Lock Style	20,000	1	64786
3 Metal Hub Style	20,000	1	60509

## Coated Abrasive Shop Rolls & Belts

Anderson provides a wide selection of shop rolls and belts (portable and benchstand/backstand).  
Contact Customer Service at 800-755-6101 for information and availability.

Coated Abrasives



43201

## Mounted Flap Wheels

1/4" Stem - Aluminum Oxide  
 Fast cutting action, ideal for MRO  
 and production applications.



Diam.	Width	Grit Size	Max. RPM	Standard Pack	Item Number
1	1	60	30,000	10	43250
		80			43251
		120			43252
1-1/2	1	60	25,000	10	43255
		80			43256
		120			43257
2	1	60	25,000	10	43260
		80			43261
		120			43262
2-1/2	1	60	23,000	10	43201
		80			43202
		120			43203
3	1/2	60	23,000	10	43231
		80			43232
		120			43233
3	1	60	23,000	10	43265
		80			43266
		120			43267



43151

## Mounted Flap Wheels

1/4"-20 Threaded Stem - Aluminum Oxide  
 Fast cutting action, ideal for MRO and  
 production applications.



Diam.	Width	Grit Size	Max. RPM	Standard Pack	Item Number
1	1	60	30,000	10	43151
		80			43152
		120			43153
2	1	60	25,000	10	43161
		80			43162
		120			43163
3	1	60	23,000	10	43171
		80			43172
		120			43173

## Drive Arbor

For 1/4"-20  
 Mounted Flap Wheels



Thread Size	Adapted Size	Std. Pack	Item Number
1/4"-20	1/4	5	43174



43281

## Unmounted Flap Wheels

Aluminum Oxide  
 Fast cutting action, ideal for MRO  
 and production applications.



Diam.	Width	Arbor Hole	Grit Size	Max. RPM	Std. Pack	Item Number
6	1	1	60	6,000	5	43280
			80			43281
			120			43282
6	2	1	60	6,000	4	43268
			80			43269
			120			43270



64759

## Reducer Bushings

For 6" diameter Unmounted  
 Flap Wheels. Fits 1"  
 diameter arbor hole.

Adapted Size	Std. Pack	Item Number
1/2	1	64758
5/8	1	64759
3/4	1	64760
7/8	1	64761

Coated Abrasives

Aluminum oxide abrasive grain is bonded to a non-woven nylon mesh with synthetic resins to make products that are more resistant to loading and less aggressive than coated abrasives for cleaning, finishing, blending, and deburring on a variety of different materials.

## Hand Pads - Aluminum Oxide

Resistant to loading and less aggressive than coated abrasives for cleaning, finishing, blending, and deburring on a variety of different materials. Washable.



60000

Description	Size Length x Width	Standard Pack Per Case	Item Number
All Purpose Pad (Maroon)	6 x 9	1 Case (60 pcs.)	<b>60000</b>
Ultra Fine Pad (Grey)	6 x 9	1 Case (60 pcs.)	<b>60246</b>
Standard Duty Pad (Green)	6 x 9	1 Case (60 pcs.)	<b>61768</b>
Heavy-Duty Pad (Green)	6 x 9	1 Case (60 pcs.)	<b>61770</b>
Heavy-Duty, Long-Life Pad (Tan)	6 x 9	1 Case (40 pcs.)	<b>65470</b>

For special pricing on full pallet orders, contact Customer Service.



66970

**A** - Aluminum Oxide  
**VF** - Very Fine  
**M** - Medium  
**F** - Fine

## Stem-Mounted Discs

For light blending, finishing, and cleaning applications on contoured or irregular surfaces of large parts.



Diam. x Width x Stem	Abrasive Type/Grade	Max. RPM	Standard Pack	Item Number
2 x 1/2 x 1/4	A-M	12,000	10	<b>66970</b>
2 x 1/2 x 1/4	A-VF			<b>66971</b>
2 x 1 x 1/4	A-M			<b>66972</b>
2 x 1 x 1/4	A-VF			<b>66973</b>
3 x 1/2 x 1/4	A-M	8,000	10	<b>66974</b>
3 x 1/2 x 1/4	A-VF			<b>66975</b>
3 x 1 x 1/4	A-M			<b>66976</b>
3 x 1 x 1/4	A-VF			<b>66977</b>



68241

## Stem-Mounted Interleaf Flap Wheels


Flaps of coated abrasive cloth are alternated with Anderlex non-woven material resulting in more aggressive action for surface cleaning or preparation, blending, and finishing applications on all types of metals.



Diam. x Width x Stem	Grit Size	Max. RPM	Standard Pack	Item Number
2 x 1 x 1/4	120	15,000	10	<b>68240</b>
	180			<b>68241</b>
3 x 1/2 x 1/4	120	8,600	5	<b>68243</b>
	180			<b>68244</b>
3 x 1 x 1/4	120	8,600	5	<b>68246</b>
	180			<b>68247</b>
3 x 2 x 1/4	120	8,600	5	<b>68249</b>
	180			<b>68250</b>



Non-Woven Abrasives



66801



64747



67020



64787



65700



69836



63791

## Surface Prep Discs & Holders

For light material removal such as blending scratches, tool marks, and mismatches. Posi-Grip discs and holders feature hook-and-loop mounting while Twist-Lock discs use a plastic button attachment.



Posi-Grip Discs					Disc Holders			
Diam.	Std. Pack	Item Number			Stem Size	Max. RPM	Std. Pack	Item Number
		Fine	Medium	Coarse				
2	50	66820	66801	66807	1/4	23,000	1	64737
3	25	66821	66802	66808	1/4	20,000	1	64738
4	25	66822	66803	66809	1/4	10,000	1	64739
4	—	—	—	—	5/8-11	10,000	1	64734
4-1/2	25	67052	67053	67054	5/8-11	10,000	1	64747
5	20	66823	66804	66810	5/16-24	10,000	1	64740
5	—	—	—	—	5/8-11	10,000	1	64789
7	10	66825	66816	66818	5/8-11	6,000	1	64776
8	10	66826	66861	67003	5/8-11	4,800	1	64777

Twist-Lock Discs					Disc Holders			
Diam.	Std. Pack	Item Number			Stem Size	Max. RPM	Std. Pack	Item Number
		Fine	Medium	Coarse				
1-1/2	50	67030	67018	67019	1/4	30,000	1	64778
2	50	67031	67020	67021	1/4	30,000	1	64779
3	25	67032	67022	67023	1/4	20,000	1	64786
4	25	67033	67024	67025	1/4	10,000	1	64787

## Finishing Wheels

For producing a smooth, high luster finish.



Fine = Blue  
Medium = Maroon  
Coarse = Brown

For Stainless		Density/ Grain/Grade	Max. RPM	Standard Pack	Item Number
6 x 1 x 1	6-S-M	3,000	5	65700	
8 x 1 x 3	6-S-M	2,500	5	65740	

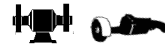
  

For All Metals		Density/ Grain/Grade	Max. RPM	Standard Pack	Item Number
6 x 1 x 1	5-A-M	6,000	1	65600	
8 x 1 x 3	5-A-M	4,500	5	65640	

A - Aluminum Oxide  
S - Silicon Carbide  
F - Fine  
M - Medium

## Deburring Wheels

For edge blending and deburring.



Diam. x Width x Arbor	Density/ Grain/Grade	Max. RPM	Standard Pack	Item Number
6 x 1/2 x 1	8-S-F	4,500	2	69836
	9-S-F			69896
6 x 1 x 1	6-S-F	4,500	1	62887
	7-S-F			69980
	8-S-F			69837
	9-S-F			69897
8 x 1 x 3	7-S-F	3,450	1	69986
	8-S-F			69841
	9-S-F			69901

## Wheel Adapters

For Non-Woven Flap Wheels & Convolute Wheels

Use With Wheel Size	Flange Size	Arbor Hole	Std. Pack	Item Number
6	1	3/4-5/8-1/2	1	63791
8	3	1/2	1	61301
		5/8		61302
		3/4		61303
		1		61304
		1-1/4		61305

## Maintenance Applications:



Heavily filled with a coarse natural fiber, our street broom makes short work of cleaning up heavy dirt and debris from sidewalks and parking lots.



Available with a natural fiber or a synthetic fill, Anderson's parts cleaning brushes provide long lasting, cost-effective service.

Anderson offers a variety of handheld scratch brushes for light-duty cleaning applications such as removing rust and corrosion from the surface of this steel truck rim.



Available in a wide assortment of sizes and fill materials that are compatible with any type of paint or coating, Anderson paint brushes offer high-quality construction for producing professional results.

### Cleaning

With Anderson's broad offering of scrub, vehicle, squeegee, utility and scratch brushes, you'll find a tool for all commercial and industrial cleaning requirements.

### Painting

Anderson's quality paint & varnish brushes and accessories are made from the finest materials, yet priced to provide the lowest end-service cost for painting and applying adhesives and lubricants.

### Sweeping

From flagged tips that pick up fine dust and dirt to durable fibers that sweep heavy-caked dirt and debris, Anderson offers a broad array of products in a wide selection of sizes and fills to meet all your sweeping applications.

## Application Guide For Maintenance Brushes

The maintenance brush expense in any plant represents a small part of the overall cost of cleaning - less than 1%. Yet, the brushes used are a big factor in determining the amount of work done per man-hour. Provide your maintenance people with efficient cleaning tools.

### Terminology

**Block** - The portion of the floor, garage and street brushes in which the fill material is set. Anderson supplies brushes with hardwood and foam blocks.

**Fill** - The filaments set into the block which become the working part of every maintenance brush. The end tufts are flared to permit sweeping close to machinery, walls, etc. All floor brushes are trimmed for maximum self-cleaning action and sweeping efficiency.

**Flagged Tips** - Each synthetic filament end is mechanically split, forming a tapered tip which "picks up" fine dust and dirt particles. Horsehair has a naturally tapered or flagged tip.

### Fill Material

#### ANIMAL

**Horsehair** - Obtained from horse tails and manes. An excellent fill material for sweeping smooth surfaces and fine dust due to the naturally flagged tips.

#### NATURAL

**Tampico** - A natural vegetable fiber which provides a medium sweeping or scrubbing action. Ideal for wet or dry applications.

**Bassine** - A coarse, durable, dark brown fiber from the Palmyra Palm grown in Africa and India. Used for heavy scrubbing and cleaning applications.

**Bass** - A coarse, water-resistant fiber from the African and Brazilian palm trees for coarse, rugged sweeping.

**Palmyra** - Used in garage, scrub, deck and patio brushes. Obtained from the Palmyra Palm grown in Africa and India. Durable, softer and finer in texture than bass, it is light brown in color. Ideal for wet or dry applications.

#### SYNTHETIC

**Nylon** - Best man-made fiber to resist fatigue. Used for heavy-duty industrial scrubbing and cleaning.

**Polypropylene** - Very durable and resistant to acid, oil, bacteria and fungus. Used in a variety of medium to coarse, wet or dry applications.

**Polystyrene** - An extremely durable synthetic where the ends are often flagged for fine sweeping or washing applications. Liquid and oil resistant.

### Care Of Floor Brushes

Once the brush has been removed from its original carton, it should always be hung when not in use. This practice will help maintain the efficient sweeping shape of the brush.

**Handles** - Handles should always be stored in a hanging or flat position to prevent bowing or warpage. Handles should be switched periodically from one staff hole to the other for maximum brush efficiency and life.

**Brace** - The Anderson floor brush braces are made of heavy gage steel and should be used with larger brushes and where handle breakage is a problem. The brace reinforces and locks the handle to the brush block.

**Cleaning** - A clean brush will sweep better and faster. Fiber-filled brushes should be combed to remove dirt, chips, etc. Brushes filled with synthetics can be easily cleaned by washing in warm water.



### Floor Brush Selection Guide - By Fill Diameter

Floor	Location	Dirt Condition		
		Light	Medium	Heavy
Smooth	Office, Store or Factory	Horsehair, Flagged Synthetic	Synthetic	Tampico, Synthetic
Medium	Warehouse or Factory	Tampico Center Horsehair Casing	Tampico	Synthetic
Rough	Driveway, Dock, Street or Factory	Synthetic	Palmyra, Synthetic	Bass, Synthetic, Palmyra, Wire Center, Tampico Casing



36590

## Fine Sweeping - Horsehair & Black Polypropylene

Excellent for sweeping smooth floors. Natural lacquered block.  
Use with handles 35501, 35493, 35550 or 35601.

Block Size	Trim Length	Block Type	Standard Pack	Item Number
18	3	Wood	1	<b>36590</b>
24	3	Wood	1	<b>36574</b>



36000

## Silver Tip Polystyrene

Densely filled, synthetic flagged ends trap fine dust particles that virtually eliminate streaking. Natural lacquered block.

Block Size	Trim Length	Block Type	Standard Pack	Item Number
18	3	Wood	1	<b>36000</b>
24	3	Wood	1	<b>36030</b>
36	3	Wood	1	<b>36036</b>



36533

## Medium Sweeping - Black Tampico

Heavily filled general purpose floor sweep. Natural lacquered block.  
Use with handles 35501, 35493, 35550 or 35601.

Block Size	Trim Length	Block Type	Standard Pack	Item Number
18	3	Wood	1	<b>36533</b>
24	3	Wood	1	<b>36517</b>
36	3	Wood	1	<b>36624</b>



51016

## Black Polypropylene

Excellent all-purpose synthetic fiber that assures long life, resistant to oil, water, cleaning compounds and most chemicals. Use with handles 35501, 35493, 35550 or 35601. 35595 recommended for use with foam blocks.

Block Size	Trim Length	Block Type	Standard Pack	Item Number
18	3	Wood	1	<b>35980</b>
18	3	Foam	1	<b>51016</b>
24	3	Wood	1	<b>36020</b>
24	3	Foam	1	<b>51017</b> ^
36	3	Wood	1	<b>36056</b>

^ Yellow synthetic



50063

## Economy Medium Sweeping

### Black Polypropylene

Lighter fill and shorter trim provide reliable sweeping at minimum cost.  
Use with handles 35501, 35493, 35550 or 35601.

Block Size	Trim Length	Block Type	Standard Pack	Item Number
18	2-7/8	Wood	1	<b>50062</b>
24	2-7/8	Wood	1	<b>50063</b>



36418

## Coarse Sweeping

### Black Tampico casing with wire center

For sweeping where extra strength is needed to remove dirt. Use with handles 35501, 35493, 35550 or 35601.

Block Size	Trim Length	Block Type	Standard Pack	Item Number
18	3	Wood	1	<b>36418</b>
24	3	Wood	1	<b>36392</b>



50099

## Contractor Garage Brooms

### Maroon Polypropylene

These brooms provide a secure handle-block connection that will not strip. Brace included. Use with handle 35196.

Block Size	Trim Length	Block Type	Standard Pack	Item Number
24	3	Wood	1	<b>50095</b>

### Stiff Blue Polypropylene

Block Size	Trim Length	Block Type	Standard Pack	Item Number
24	3	Wood	1	<b>50099</b>



51910

## Strip Brooms

### Fine Sweeping Green Polypropylene

For smooth floors such as tile and wood or sealed concrete. For dust or fine particles. Use with handle 32165 or 32155

Block Size	Trim Length	Standard Pack	Item Number
18	3	8	<b>51900</b>
24	3	12	<b>51905</b>

### Medium Sweeping Red & Black Polypropylene

For semi-rough floors such as brick, concrete or asphalt and medium sweeping loads. Use with handle 32165 or 32155

Block Size	Trim Length	Standard Pack	Item Number
18	3	8	<b>51910</b>
24	3	12	<b>51915</b>

### Coarse Sweeping Brown Polypropylene

For rough surfaces and heavy-duty sweeping. Good for heavy loads. Use with handle 32165 or 32155

Block Size	Trim Length	Standard Pack	Item Number
18	3	12	<b>51920</b>
24	3	12	<b>51925</b>



36707

## Garage Sweeps - Palmyra

A heavy-duty brush for rough surfaces.

Ideal for wet or dry sweeping. Good for heavy loads.

Use with handles 35501, 35493, 35550 or 35601.

Block Size	Trim Length	Block Type	Standard Pack	Item Number
18	4	Wood	1	<b>36707</b>
24	4	Wood	1	<b>36681</b>
36	4	Wood	1	<b>36666</b>



51024

## Maroon Polypropylene - A heavy-duty crimped synthetic fiber.

Ideal for wet or dry application on rough surfaces. Resistant to

oil, water and most chemicals. Use with handles 35501, 35493, 35550

or 35601. 35595 recommended for use with foam blocks.

Block Size	Trim Length	Block Type	Standard Pack	Item Number
18	3-3/16	Wood	1	<b>51006</b>
18	3-3/16	Foam	1	<b>51024</b>
24	3-3/16	Wood	1	<b>51007</b>
24	3-3/16	Foam	1	<b>51025</b>



50066

## Economy Garage Sweeps - Palmyra

Lighter fill provides reliable sweeping at minimum cost.

Use with handles 35501, 35493, 35550 or 35601.

Block Size	Trim Length	Block Type	Standard Pack	Item Number
18	3-7/8	Wood	1	<b>50066</b>
24	3-7/8	Wood	1	<b>50067</b>



50064

## Maroon Polypropylene

Lighter fill provides reliable sweeping at minimum cost.

Use with handles 35501, 35493, 35550 or 35601.

Block Size	Trim Length	Block Type	Standard Pack	Item Number
18	3-3/16	Wood	1	<b>50064</b>
24	3-3/16	Wood	1	<b>50065</b>



51013

### Street Brooms

For rough barn or street sweeping. Heavily filled, wide flare for maximum sweeping face. Hardwood block.  
Use with handles 35584, 35543 or 35568.

Block Size	Trim Length	Fill Type	# of Rows	Std. Pack	Item Number
16	6-1/4	Bass	5	6	36228
16	5-1/4	Polypropylene	5	6	51013
16	7-1/4	Bass	5	6	51010



50059

### Economy Street Broom

Lighter fill provides reliable sweeping at minimum cost.  
Use with handles 35584, 35543 or 35568.

Block Size	Trim Length	Fill Type	# of Rows	Std. Pack	Item Number
16	6-1/4	Bass	5	6	50059



36939

### Wire Broom

Used for extremely heavy-duty applications on rough surfaces. Hardwood block.  
Use with handles 35584, 35543 or 35568.

Block Size	Trim Length	Fill Type	# of Rows	Std. Pack	Item Number
14	5	Flat Wire	4 x 16	12	36939



35501



35601



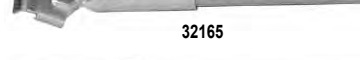
35584



35543



35196



32165



35595

### Handles

Length	Diam.	Handle Type	Tip	Use With	Std. Pack	Item Number
5'	15/16	Wood	Threaded Wood	Floor & Garage Brushes	12	35501
5'	1-1/8	Wood	Threaded Wood	Floor & Garage Brushes	12	35493
6'	15/16	Wood	Threaded Wood	Floor & Garage Brushes	12	35550
5'	15/16	Wood	Threaded Metal	Floor & Garage Brushes	12	35601
4-1/2'	1-1/8	Wood	Tapered Wood	Street Brooms, Wire Brooms, Deck Scrubs & Squeegees	12	35584
5'	1-1/8	Wood	Tapered Wood	Street Brooms, Wire Brooms, Deck Scrubs & Squeegees	12	35543
6'	1-1/8	Wood	Tapered Wood	Street Brooms, Wire Brooms, Deck Scrubs & Squeegees	12	35568
5'	15/16	Wood	Steel Shank	Fixed Handle Sweeps	12	35196
5'	15/16	Wood	-	Strip Brooms	12	32165
5'	15/16	Metal	Threaded Metal	Floor & Garage Brushes	12	35527
5'	15/16	Metal	-	Strip Brooms	12	32155
5'	15/16	Fiberglass	Threaded Fiberglass	Unbreakable For General Purpose	12	35595



35626



35700

### Braces

Description	Std. Pack	Item Number
Clamp Style - General-Duty	1	35626
Wide Angle - Heavy-Duty	12	35700

Maintenance



42300

## Sweeping Center - Item No. 42300

Contains the following products, plus a free wire rack and header.

Qty.	Size	Description	Item Number
3	18	Grey Flagged Synthetic Sweep, Fine	36000
3	18	Tampico Sweep, Medium	36533
3	18	Synthetic Garage Sweep, Coarse	51006
3	18	Palmyra Garage Sweep, Coarse	36707
3	24	Grey Flagged Synthetic Sweep, Fine	36030
3	24	Tampico Sweep, Medium	36517
3	24	Synthetic Garage Sweep, Coarse	51007
3	24	Palmyra Garage Sweep, Coarse	36681
12	7-1/2	Large Angle Broom	44305
12	-	5' Wood Handle - Threaded Wood Tip	35501
12	-	5' Wood Handle - Threaded Metal Tip	35601



35630

## Upright Brooms

Industrial corn blend broom - 4 sews for heavy sweeping.

Trim Length	Flare	Overall Length	Handle Diam.	Std. Pack	Item Number
17	11	54	1-1/8	12	35630

Industrial corn blend broom - 4 sews for light sweeping.

Trim Length	Flare	Overall Length	Handle Diam.	Std. Pack	Item Number
15	11	54	15/16	12	35628



44305

## Large Angle Broom - Flagged Plastic

Trim Length	Overall Length	Sweep Face	Std. Pack	Item Number
7-1/2-6	54	12	12	44305



35733

## Whisk Brooms

Trim Length	Overall Length	Description	Std. Pack	Item Number
4	9	Palmyra Mix; General Purpose	12	35675
5-1/4	10	Bassine; Heavy Industrial Use	12	35733



36137

## Counter Dusters

Trim Length	Brush Part	Block Type	Fill	Std. Pack	Item Number
2-1/2	8	Wood	Horsehair & Tampico	12	36137
2-1/2	8	Wood	Black Tampico	12	36111
2-1/2	8	Wood	Black Polystyrene	12	36120



32300

## Heavy-Duty Dust Pan

Width	Depth	Material	Std. Pack	Item Number
12	13-1/2	Steel	24	32300





51046

**Deck Scrub Brushes** - One tapered and one threaded hole  
 For scrubbing decks and floors.

Block Size	Trim Length	Fill Material	Std. Pack	Item Number
10	2	Palmyra	12	<b>36905</b>
		White Tampico	12	<b>51046</b>



36129

**Hand Scrub Brushes - Pointed Ends** - Hardwood Block  
 For reaching into corners.

Block Size	Trim Length	Fill Material	Std. Pack	Item Number
9	1-1/8	Tampico	12	<b>36129</b>



36079

**Square Ends** - Hardwood Block  
 General purpose scrubbing. 5 x 14 Rows.

Block Size	Trim Length	Fill Material	Std. Pack	Item Number
8	1-1/8	Tampico	12	<b>36095</b>
		Palmyra	12	<b>36079</b>



36913

**Hand & Nail Brush** - 4 x 15 Rows - Hardwood Block

Block Size	Trim Length	Fill Material	Std. Pack	Item Number
4-3/4	5/8	Tampico	12	<b>36913</b>



35907

**Utility Scrub Brushes - Short Handle**  
 Hardwood Block  
 For scrubbing cans, pots, tubs, wheels & grills.

Trim Length	Overall Length	Fill Material	Block Type	Std. Pack	Item Number
2-1/4	8	Union Fiber	Wood	12	<b>35881</b>
2-1/4	8	Polypropylene	Wood	12	<b>35907</b>
2-1/4	8	White Tampico	Wood	12	<b>35931</b>



35915

**Long Handle**

Trim Length	Overall Length	Fill Material	Block Type	Std. Pack	Item Number
2-1/4	20	Polypropylene	Wood	12	<b>35899</b>
2-1/4	20	White Tampico	Wood	12	<b>35915</b>



36962

**Radiator Brush** - 24" Overall Length

Trim Length	Brush Part	Fill Material	Std. Pack	Item Number
2-1/8	8-1/2	Horsehair	12	<b>36962</b>



51033

## Truck Wash Brush

Features a protective bumper. Foam flow-through block.

Block Size	Trim Length	Fill Material	Std. Pack	Item Number
9-1/2 x 2-3/4	2-1/2	Flagged White Polystyrene	12	51033



37036

## Spoke Brush - White Tampico Fill

Tapered for cleaning wheel spokes, it can also be used to clean small duct openings, grillwork, louvers, etc.

Brush Part	Overall Length	Taper	Std. Pack	Item Number
5	10	2-3/4 - 1-1/4	12	37036



33190

## Floor & Window Squeegees

Heavy-duty rubber squeegees with replaceable blades. Used for cleaning and drying floors and windows, removing slush and snow. Non-sparking aluminum frames. Handle 35543 recommended for Floor & Window Squeegees.

Length	Type	Std. Pack	Item Number	Refill Number
8	Disposable	6	33182	-
18	Straight	6	33190	33189
24	Straight	6	33212	33213
24	Curved	6	33214	33213
36	Curved	6	33177	33178



36897

## Bottle Brush

For cleaning glass tubes on coffee urns and for larger tubes such as beer dispensers.

Brush Part	Overall Length	Fill Material	Std. Pack	Item Number
6-1/4	15	Black Horsehair	12	36897



35717

## Bowl Brushes

Brush Part	Overall Length	Fill Material	Handle	Std. Pack	Item Number
6 x 4	21	Black Nylon	Wood	12	35808
5-1/2 x 4-1/2	20	White Tampico	Plastic	12	35717



36921

## Whitewash Brush - 12" Detachable Handle

Hardwood block. Heavily filled, holds large quantities of liquid.

Block Length	Number of Rows	Trim Length	Fill Material	Std. Pack	Item Number
7	3	3-1/2	White Tampico	12	36921

# Scratch Brushes

For general-duty use. Ideal for removing paint, rust, scale, solder chips, dirt and for cleaning metal parts, thread files, etc.



## Bent Handle Scratch Brushes

Brush Length	Trim Length	Number of Rows	Overall Length	Fill Material	Std. Pack	Item Number
6	1-1/8	2 x 18	13-3/4	.012 Steel	12	33357
6	1-1/8	3 x 19	13-3/4	.012 Steel	12	43001
6	1-1/8	3 x 19	13-3/4	.012 Stainless	12	43011
6	1-1/8	4 x 19	13-3/4	.012 Steel	12	43021
6	1-1/8	4 x 19	13-3/4	.012 Stainless	12	43031
6	1	3 x 19 (Economy)	13-3/4	.012 Steel	12	50078
6	1	3 x 19 (Economy)	13-3/4	.012 Stainless	12	50076

## Bent Handle Scratch Brush with Scraper

Brush Length	Trim Length	Number of Rows	Overall Length	Fill Material	Std. Pack	Item Number
6	1-1/8	3 x 19	13-3/4	.012 Steel	12	34561



## Shoe Handle Scratch Brushes

Brush Length	Trim Length	Number of Rows	Overall Length	Fill Material	Std. Pack	Item Number
6	1-1/8	1 x 17	10	.012 Steel	12	34397
6	1-1/8	1 x 17	10	.012 Stainless	12	34405
6	1-1/8	2 x 17	10	.012 Steel	12	34413
6	1-1/8	4 x 16	10	.012 Steel	12	43041
6	1-1/8	4 x 16	10	.012 Stainless	12	43051
6	1	4 x 16 (Economy)	10	.012 Steel	12	50079
6	1	4 x 16 (Economy)	10	.012 Stainless	12	50077

## Shoe Handle Scratch Brush with Scraper

Brush Length	Trim Length	Number of Rows	Overall Length	Fill Material	Std. Pack	Item Number
6	1-1/8	4 x 16	10	.012 Steel	12	34926



## Straight Handle Scratch Brush with Scraper

For heavy-duty scale & dirt removal.

Brush Length	Trim Length	Number of Rows	Overall Length	Fill Material	Std. Pack	Item Number
5	1-5/8	4 x 11	10-15/16	.012 Steel	12	34918



## Small Scratch Brushes

For light-duty cleaning in hard-to-reach areas.

Brush Length	Trim Length	Number of Rows	Overall Length	Fill Material	Handle	Std. Pack	Item Number
1-7/8	1/2	3 x 7	7-1/2	.006 Stainless	Plastic	36	33761
1-7/8	1/2	3 x 7	7-1/2	.006 Stainless	Wood	36	33795
1-7/8	1/2	3 x 7	7-1/2	Nylon	Plastic	36	33787
1-7/8	1/2	3 x 7	7-1/2	.006 Carbon Steel	Plastic	36	34021
1-7/8	1/2	3 x 7	7-1/2	.006 Brass	Wood	36	73701
1-7/8	1/2	3 x 7	7-1/2	.006 Brass	Plastic	36	73706



## Economy Small Scratch Brushes

Brush Length	Trim Length	Number of Rows	Overall Length	Fill Material	Handle	Std. Pack	Item Number
1-7/8	1/2	3 x 7	7-1/2	.006 Stainless	Wood	36	33221
1-7/8	1/2	3 x 7	7-1/2	.006 Stainless	Plastic	36	88297
1-7/8	1/2	3 x 7	7-1/2	.006 Brass	Wood	36	33225

Maintenance



33738

## Plater's Brushes

For general cleaning in the plating and metal finishing industries.

### Bent Handle

Brush Length	Trim Length	Number of Rows	Overall Length	Fill Material	Std. Pack	Item Number
5-1/2	1	4 x 19	13-3/4	.006 Carbon Steel	12	33720
5-1/2	1	4 x 19	13-3/4	.006 Brass	12	33738
5-1/2	1	4 x 19	13-3/4	.006 Stainless	12	33746
5-1/2	1	4 x 18	12-3/4	Tampico	12	33712
5-1/2	1	4 x 18	13-3/4	Nylon	12	33753

### Shoe Handle

Brush Length	Trim Length	Number of Rows	Overall Length	Fill Material	Std. Pack	Item Number
5	1	4 x 16	10	.006 Carbon Steel	12	34033
5	1	4 x 16	10	.006 Brass	12	34041
5	1	4 x 16	10	.006 Stainless	12	34058



32581

## Block Style Scratch Brushes

For rough cleaning applications on large, flat surfaces such as stone, brick or metal.

### Flat Face

Block Size	Brush Part	Trim Length	Number of Rows	Fill Material	Std. Pack	Item Number
7-1/4 x 2-1/4	7	1-5/8	6 x 19	.012 Carbon Steel	12	34140

### Butcher Block

Block Size	Brush Part	Trim Length	Number of Rows	Fill Material	Std. Pack	Item Number
7-1/4 x 2-1/4	7	1-1/4	5 x 10	Flat Wire	12	32599



33266

## Chip Brush

All Metal with Loop Handle - Removes rust, dirt & corrosion.

Overall Length	Trim Length	Face Width	Fill Material	Std. Pack	Item Number
5-1/2	1-1/2	1-1/4	.012 Steel	12	33266



33282

## Wire Duster

Wood Handle - For cleaning castings, borings & chips.

Block Size	Trim Length	Number of Rows	Overall Length	Fill Material	Std. Pack	Item Number
3 x 1-1/8	2-1/2	4 x 8	9-7/16	.012 Steel	12	33282



32805

## File Card Brush

For cleaning files & roughening tubes and rubber prior to patching.

Brush Part	Trim Length	Overall Length	Fill Material	Std. Pack	Item Number
1-5/8 x 4	1/4	8-1/4	Carbon Steel	12	32805



30023

## Acid/Flux Brushes

Width	Trim Length	Overall Length	Std. Pack	Item Number
5/16	3/4	5-3/4	144	30015
1/2	3/4	5-3/4	144	30023
9/16	3/4	5-3/4	144	30031



34751

## Tube Brushes - Single Spiral

Use for cleaning and brushing internal diameters. Wet or dry applications.

Diam.	Brush Part	Overall Length	Std. Pack	Bristle Item No.	Nylon Item No.
1/4	2	6-1/4	12	34660	34678
3/8	2	6-1/4	12	34686	34682
1/2	3	8-1/2	12	34694	34702
3/4	3	8-1/2	12	34710	34728
1	4	12-1/4	12	34736	34751
1-1/4	4	13	12	34769	34785
2	5	16-3/4	12	34819	34835



32979

## Flue Brushes - Double Spiral

Filled with .012 round wire and fitted with 1/4" x 2" pipe nipple. For internal cleaning of pipes and flues.

Flue Diam.	Brush Diam.	Brush Length	Overall Length	Std. Pack	Item Number
1-1/2	1-1/4	4-1/2	7-1/2	1	32938
2	1-3/4	4-1/2	7-1/2	1	32958
2-1/2	2-1/4	4-1/2	7-1/2	1	32961
3	2-3/4	4-1/2	7-1/2	1	32979
3-1/2	3-1/4	4-1/2	7-1/2	1	32987
4	3-3/4	4-1/2	7-1/2	1	32995



33928

## Copper Tube Fitting Brushes - Steel Wire

Cleans fittings quickly and easily.

Tube Diam.	Actual Diam.	Brush Length	Overall Length	Std. Pack	Item Number
1/4	3/8	1	6-1/2	12	33878
3/8	1/2	1	6-1/2	12	33886
1/2	5/8	1	6-1/2	12	33894
5/8	3/4	1	6-1/2	12	33902
3/4	7/8	1-1/4	6-1/2	12	33910
1	1-3/16	1-1/4	6-1/2	12	33928
1-1/4	1-3/8	1-1/4	6-1/2	12	33936
1-1/2	1-5/8	1-1/2	6-1/2	12	33944
2	2-1/2	1-5/8	6-1/2	12	33951



37044

## Percolator Brush - White Nylon Fill

Diam.	Brush Part	Stem Diam.	Overall Length	Std. Pack	Item Number
5/8	2-7/8	5/32	13-1/2	12	37044



22244

## Condenser Tube Brushes

Single Spiral - Steel Wire

For use on condenser tubes. 1/8" pipe nipple and 5/16" female bolt thread on same end.

Diam.	Brush Part	Overall Length	Std. Pack	Item Number
1/2	4	7-1/2	12	22212
5/8	4	7-1/2	12	22228
3/4	4	7-1/2	12	22236
7/8	4	7-1/2	12	22244
1	4	7-1/2	12	22251
1-1/8	4	7-1/2	12	22269

Anderson brushes contain only the best grade of nylon or polyester and natural china bristle - specially prepared and flagged.

## Paint Brush Terminology

### Fill Material

The fill material in any paint brush does the work.

### Ferrule

The ferrule is an important part of a paint, varnish or chip brush because it holds the fill material and handle together. Each ferrule is securely nailed to the handle to provide a unit that will hold together throughout the long life of the brush.

### Handle

Anderson paint, varnish and chip brush handles are sanded, treated and finished to provide a smooth surface. Each type of brush is fitted with the proper style handle to provide the greatest ease and comfort during use.

### Epoxy Set

Every quality paint, varnish and chip brush has the butt end of the fill material set in an adhesive material. Anderson uses only the best epoxy resin available for this operation and the resins are properly cured to hold the fill in the brush.

### Trim Length

The length of the fill material free and clear of the ferrule is the trim length. Trim lengths have been established by expert brush makers to provide painting tools that perform efficiently and last longer.

### Thickness

The thickness through the brush at the ferrule is important in determining the amount of fill in the brush. There is always a correct relationship between the trim length and the thickness. Anderson brushes are adequately filled with natural china bristle or synthetic.

### Flagged Ends

Natural china bristle has a natural taper and a "flagged" or split end at the small end of the taper. This flagging enables the brush to pick up and hold more paint and release it uniformly.

Anderson's synthetic bristles are tapered to simulate the natural hog bristle. The ends are mechanically split or "flagged" and sides of the filaments are sanded for more paint retention and even spreading action.

### Chiseled Edge

The natural china bristles and synthetics used in paint brushes are correctly blended and properly placed in the brush to provide the gradual forming of a true edge at the tip of the brush. This is important, because the proper forming of the brush eliminates stray bristle or filament ends and a ragged brush face that is difficult to use.

## Care of Paint & Varnish Brushes

For top painting performance, prior to using, spin the brush between the palms of your hands. Flip bristles briskly against your palm to remove any loose bristles.

## Brush Cleaning

Brushes Used In	Clean With
Oil Paint	Turpentine
Water Based Paint	Warm Water and Soap
Latex Paint	Warm Water and Soap
Varnish	Brush Cleaner
Shellac	Alcohol
Oil Stain	Mineral Spirits
Alcohol Stain	Alcohol
Calcimine	Warm Water and Soap

## Brush Selection Guide

Brush Fill	Recommended For	Benefits
<b>China Bristle</b>	All oil based and alkyd paints, stains, varnish urethane & shellac	Softest tip for fewest brush marks Bristles hold more paint
<b>Polyester/Nylon Blend</b>	All paints and coatings	Most durable, precise tipping, easy clean-up
<b>Polyester</b>	All paints and coatings	Low cost Does not absorb water

## Paint Roller Selection Guide

Recommended Nap	Work Surface Material	Coating
3/16", 3/8" (Low Nap)	Metal, Smooth Wood, Smooth Concrete	Enamels, Epoxies, Adhesives, Paint
1/2", 3/4" (Medium Nap)	Rough Wood, Drywall, Cement Block	All Paint
1-1/4" (High Nap)	Stucco, Brick, Concrete	All Paint





31043

## Wall Paint Brushes

 Natural Wood Handle. Nickel Plate Ferrule - **Professional Quality**

Width	Thickness	Trim Length	Overall Length	Fill Material	Std. Pack	Item Number
3	7/8	3-1/4	10-3/4	Black China Bristle	6	<b>31043</b>
3	7/8	3-1/4	10-3/4	Polyester/Nylon	6	<b>32023</b>
4	7/8	3-1/4	11-3/4	Polyester/Nylon	6	<b>32024</b>
4	7/8	3-1/2	11-1/2	Black China Bristle	6	<b>31055</b>



31035

## Bristle Varnish Brushes

 Blue Foam Handle. Steel Ferrule - **Best Quality**

Width	Thickness	Trim Length	Overall Length	Fill Material	Std. Pack	Item Number
1	7/16	2	8-1/2	Black China Bristle	12	<b>31030</b>
1-1/2	1/2	2-1/4	9	Black China Bristle	12	<b>31035</b>
2	9/16	3	9-3/4	Black China Bristle	12	<b>31032</b>
3	11/16	3	10-3/4	Black China Bristle	12	<b>31033</b>
4	11/16	3	11	Black China Bristle	12	<b>31034</b>

 Blue Plastic Handle. Tin Ferrule - **Better Quality**

Width	Thickness	Trim Length	Overall Length	Fill Material	Std. Pack	Item Number
1	3/8	2	8-1/4	Black China Bristle	36	<b>31020</b>
1-1/2	7/16	2	8-1/4	Black China Bristle	24	<b>31025</b>
2	7/16	2	8-1/4	Black China Bristle	12	<b>31022</b>
3	1/2	2-1/4	9-1/4	Black China Bristle	12	<b>31023</b>
4	11/16	2-3/4	10	Black China Bristle	12	<b>31024</b>

 Black Plastic Handle. Tin Ferrule - **Good Quality**

Width	Thickness	Trim Length	Overall Length	Fill Material	Std. Pack	Item Number
1/2	1/4	1-5/8	7-1/4	Gray China Bristle	48	<b>31000</b>
1	5/16	1-5/8	7-1/2	Gray China Bristle	36	<b>31002</b>
1-1/2	5/16	1-5/8	7-3/4	Gray China Bristle	24	<b>31004</b>
2	5/16	1-5/8	8	Gray China Bristle	24	<b>31006</b>
2-1/2	3/8	1-11/16	8	Gray China Bristle	12	<b>31007</b>
3	3/8	1-11/16	8-1/4	Gray China Bristle	12	<b>31008</b>
4	11/16	2-1/4	9-3/4	Gray China Bristle	12	<b>31010</b>



32013

## Synthetic Varnish Brushes

 Red Foam Handle. Tin Ferrule - **Best Quality**

Width	Thickness	Trim Length	Overall Length	Fill Material	Std. Pack	Item Number
1	7/16	2-1/4	8-3/4	Poly / Nylon	12	<b>32011</b>
2	3/4	2-3/4	9-1/2	Poly / Nylon	12	<b>32012</b>
3	7/8	3	10	Poly / Nylon	6	<b>32013</b>
4	7/8	3	10-1/4	Poly / Nylon	6	<b>32014</b>

 Red Plastic Handle. Tin Ferrule - **Better Quality**

Width	Thickness	Trim Length	Overall Length	Fill Material	Std. Pack	Item Number
1/2	1/4	1-3/4	8-1/4	Black Polyester	48	<b>32001</b>
1	3/8	2	8-1/4	Black Polyester	36	<b>32002</b>
1-1/2	7/16	2	8-1/2	Black Polyester	24	<b>32003</b>
2	7/16	2	8-1/2	Black Polyester	12	<b>32004</b>
2-1/2	1/2	2-1/4	9	Black Polyester	12	<b>32007</b>
3	1/2	2-1/4	9-1/2	Black Polyester	12	<b>32006</b>
4	11/16	2-3/4	10-3/4	Black Polyester	12	<b>32008</b>

 Blue Plastic Handle. Steel Ferrule - **Good Quality**

Width	Thickness	Trim Length	Overall Length	Fill Material	Std. Pack	Item Number
1	5/16	1-3/4	8	Black Polyester	36	<b>50053</b>
1-1/2	5/16	1-3/4	8	Black Polyester	36	<b>50054</b>
2	5/16	1-3/4	8	Black Polyester	24	<b>50055</b>
3	3/8	1-3/4	8-1/4	Black Polyester	12	<b>50056</b>
4	11/16	2-3/4	8-1/4	Black Polyester	12	<b>50057</b>



31063

## Flat Sash Brushes

Blue Foam Handle. Nickel Ferrule - Professional Quality

Width	Thickness	Trim Length	Overall Length	Fill Material	Std. Pack	Item Number
2	9/16	3	11-13/16	Black China Bristle	12	31063

Red Foam Handle. Brass Ferrule - Professional Quality

Width	Thickness	Trim Length	Overall Length	Fill Material	Std. Pack	Item Number
2	9/16	2-1/2	11-5/16	Synthetic	12	32042



31060

## Angled Sash Brushes

Black Plastic Handle. Brass Ferrule - Professional Quality

Width	Thickness	Trim Length	Overall Length	Fill Material	Std. Pack	Item Number
2	1/2	2-1/4	11-1/2	Black China Bristle	12	31060

Red Foam Handle. Brass Ferrule - Professional Quality

Width	Thickness	Trim Length	Overall Length	Fill Material	Std. Pack	Item Number
2	1/2	2-1/2	11-3/4	Synthetic	12	32034



31078

## Oval Sash Brushes

Foam Handle. Steel Ferrule - Professional Quality

Width	Thickness	Trim Length	Overall Length	Fill Material	Std. Pack	Item Number
#2	7/16	1-3/4	8-3/4	Black China Bristle	24	31072
#4	11/16	1-3/4	9-1/4	Black China Bristle	12	31074
#6	13/16	2	9-5/8	Black China Bristle	12	31076
#8	15/16	3	11	Black China Bristle	12	31078



31153

## Parts Cleaning Brushes - Foam Handle. Chisel Trim. Steel Ferrule

Width	Trim Length	Overall Length	Fill Material	Std. Pack	Item Number
1	2-3/4	11	Nylon	12	31153
1	2-1/2	11	Tampico	12	31161
1	2-1/2	10-7/8	Nylon	12	30452



30197

## T-Weld Chip Brushes - Plastic Handle. Disposable.

Width	Thickness	Trim Length	Overall Length	Fill Material	Std. Pack	Item Number
1	1/4	1-3/4	6-3/4	Black Polypropylene	36	30171
2	1/4	1-3/4	6-3/4	Black Polypropylene	120	30197




50086

## Chip & Oil Brushes - Wood Handle. Disposable.

Width	Thickness	Trim Length	Overall Length	Fill Material	Std. Pack	Item Number
1/2	5/16	1-3/4	7-1/8	White Bristle	36	50046
1	5/16	1-3/4	7-1/2	White Bristle	36	50047
1-1/2	5/16	1-3/4	7-1/4	White Bristle	24	50048
2	5/16	1-3/4	7-1/2	White Bristle	24	50049
2-1/2	3/8	1-3/4	8	White Bristle	12	50086
3	3/8	1-3/4	8-1/4	White Bristle	12	50050
4	3/8	2	8-1/2	White Bristle	12	50045
4	5/8	2	9	White Bristle	12	50051





31708



30411



30890



30965



31567



31039



31112

## Lettering Brushes

Camel Hair. Black Handle. Aluminum Ferrule.

Size	Diam.	Trim Length	Overall Length	Std. Pack	Item Number
1	1/16	3/4	7-1/4	12	31674
2	5/64	15/16	7-1/2	12	31682
3	3/32	1	7-1/4	12	31690
4	7/64	1	7-1/2	12	31708
6	5/32	1-1/8	8	12	31724
7	11/64	1-1/4	8	12	31732

## Round Marking Brushes

White Bristle. Long Hardwood Handle. Nickel Ferrule.

Size	Diam.	Trim Length	Overall Length	Std. Pack	Item Number
1	9/64	11/16	11	12	30395
2	5/32	3/4	12	12	30403
3	3/16	7/8	11-3/4	12	30411
4	9/32	1	12	12	30429
5	1/4	1-1/16	12	12	30437
6	9/32	1-1/8	11-1/2	12	30445

## Round Lacquering Brushes

Camel Hair. Long Hardwood Handle. Nickel Ferrule.

Size	Diam.	Trim Length	Overall Length	Std. Pack	Item Number
1	11/64	7/8	7-1/4	12	30874
2	13/64	15/16	8	12	30882
3	15/64	1	8	12	30890
4	9/32	1-1/16	8	12	30908
5	5/16	1-1/8	8	12	30916
6	11/32	1-3/16	9	12	30924

## Flat Artists Brushes

Black Bristle. Long Hardwood Handle. Chiseled Edge.

Size	Trim Length	Overall Length	Std. Pack	Item Number
1/4	7/8	11	12	30932
1/2	1	11-3/4	12	30940
3/4	1-1/2	12-1/4	12	30957
1	1-3/4	12-3/4	12	30965

## Sign Writers Brushes

Ox Hair Bristle. Flat Lacquered Handle. Chiseled Edge.

Size	Trim Length	Overall Length	Std. Pack	Item Number
1/2	1	6-3/4	12	31559
3/4	1-3/16	7	12	31567

## Bridled Glue Brushes

Grey China Bristle. Long Foam Handle. Steel Ferrule.

Size	Diam.	Trim Length	Overall Length	Std. Pack	Item Number
6	7/16	1-1/4	8	36	31013
10	13/16	1-3/4	9-1/2	24	31039
14	15/16	1-3/4	10	24	31054

## Stencil Brushes

China Bristle. Lacquered Handle. Steel Ferrule.

Size	Diam.	Trim Length	Overall Length	Std. Pack	Item Number
6	1	1-3/8	5-1/2	12	31112
8	1-1/2	1-5/8	6	12	31120
10	2	1-3/4	6-1/4	6	31138



32090

## Professional Rollers

Polyester Blend. Phenolic Core.

Size	Nap	Painting Surface	Std. Pack	Item Number
9	3/16	Smooth	12	32005
	1/2	Semi-Smooth	12	32010
	3/4	Rough	12	32090



32188

## Industrial Rollers

Polyester Blend. PVC Core.

Size	Nap	Painting Surface	Std. Pack	Item Number
3	3/8	Semi-Smooth	24	77002
4	3/8	Semi-Smooth	12	32188
		Rough	12	32189
9	3/16	Smooth	12	32040
	1/2	Semi-Smooth	12	32045
	3/4	Rough	12	32080
	1-1/4	Extra-Rough	12	32085



32210

## Economy Rollers

Polyester Blend. Treated Paper Core.

Size	Nap	Painting Surface	Std. Pack	Item Number
9	3/8	Semi-Smooth	12	32210



32100

## Roller Frames

All metal frames, solid plastic threaded hole.

Size	Description	Std. Pack	Item Number
3	Standard-duty 1/4 diam. 4 wire cage	24	76980
4	Standard-duty 1/4 diam. 4 wire cage	24	32185
9	Standard-duty 1/4 diam. 4 wire cage	24	32120
9	Heavy-duty 5/16 diam. 5 wire cage	24	32100



32180

## Specialty Trim Rollers

Size	Description	Std. Pack	Item Number
3	Disposable roller with 3/8 nap and wire handle	12	32350
3	3/8 nap, Standard-duty frame	24	32180



32130

## Paint Trays

Size	Description	Std. Pack	Item Number
9	Galvanized Steel - 2 quart	24	32130
9	Heavy-duty Plastic Tray 3 quart	10	32125
9	Tray Liner for 32125	50	32127



32135

## Paint Mitt

Description	Std. Pack	Item Number
Paint Mitt	12	32135

*If you are having an application problem, please complete the following form and fax or mail to Anderson's Application Engineering Department. See below for return information.*

Date: \_\_\_\_\_

Company Name: \_\_\_\_\_ SIC Code: \_\_\_\_\_

Address: \_\_\_\_\_

Phone: (\_\_\_\_) \_\_\_\_\_ Fax: (\_\_\_\_) \_\_\_\_\_ E-mail: \_\_\_\_\_

Your Name: \_\_\_\_\_ Title: \_\_\_\_\_

Part Name: \_\_\_\_\_

Material: \_\_\_\_\_ Annual Production: \_\_\_\_\_

Describe Application: *(Surface Finishing/Deburring/Edge Blending/Roughening/Cleaning)*

\_\_\_\_\_  
\_\_\_\_\_

Application Status: \_\_\_\_\_ Existing \_\_\_\_\_ New

If Existing: A: Describe Current Process: \_\_\_\_\_

\_\_\_\_\_  
B: Reason for Changing Process: \_\_\_\_\_

Desired Cycle Time: \_\_\_\_\_

Equipment To Be Used: *(Grinder, Lathe, Custom Designed, etc.)*

\_\_\_\_\_  
\_\_\_\_\_ Off-hand \_\_\_\_\_ Semi-Automatic \_\_\_\_\_ Fully Automatic

Equipment RPM: \_\_\_\_\_ Variable? \_\_\_ Yes \_\_\_ No Range: \_\_\_\_\_

Additional Specifications: \_\_\_\_\_

\_\_\_\_\_  
\_\_\_\_\_

**Fax to: (800) 729-4694 or Call toll-free at: (800) 553-2371**

Anderson Products • One Weiler Drive • Cresco, PA 18326  
Attn: Application Engineering Department

# Item Number Index



Item No.	Page	Item No.	Page	Item No.	Page	Item No.	Page
00888	.9	02104	.10	03416	.8	06021	.22
01020	.9	02124	.9	03446	.8	06031	.21
01034	.9	02134	.9	03468	.8	06041	.21
01044	.9	02154	.10	03478	.8	06051	.21
01104	.9	02164	.10	03488	.8	06061	.21
01114	.9	02174	.10	03498	.8	06071	.21
01124	.9	02194	.10	03548	.8	06081	.21
01134	.9	02204	.10	03558	.8	06091	.21
01144	.9	02224	.10	03564	.8	06121	.21
01174	.9	02254	.10	03634	.8	06141	.21
01184	.9	02294	.10	03674	.8	06181	.21
01204	.9	02304	.10	03696	.8	06611	.23
01214	.9	02324	.10	03789	.11	06621	.23
01224	.9	02334	.10	03809	.11	06631	.23
01254	.9	02344	.10	03889	.11	06641	.23
01264	.9	02354	.10	03968	.11	06651	.23
01284	.9	02394	.10	04105	.15,19	06661	.23
01294	.9	02416	.10	04115	.15,19	06721	.21
01304	.9	02436	.10	04125	.15,19	06741	.21
01314	.9	02446	.10	04135	.15,19	06761	.21
01324	.9	02478	.10	04140	.15,19	06781	.21
01334	.9	02488	.10	04150	.15,19	06801	.21
01344	.9	02508	.10	04160	.15,19	06831	.22
01364	.9	02518	.10	04170	.15,19	06841	.22
01374	.9	02544	.10	04180	.15,19	06881	.20
01386	.9	02606	.9	04190	.15,19	06891	.20
01396	.9	02674	.10	04200	.15,19	06900	.20
01406	.9	02993	.8	04210	.15,19	06901	.20
01416	.9	03003	.8	04329	.11	06921	.20
01426	.9	03013	.8	04349	.11	06931	.20
01436	.9	03043	.8	04359	.11	06941	.20
01446	.9	03063	.8	05441	.21	06971	.20
01468	.9	03073	.8	05451	.21	06981	.20
01478	.9	03103	.8	05471	.21	06991	.20
01488	.9	03113	.8	05481	.22	07001	.20
01524	.9	03123	.8	05491	.22	07010	.20
01534	.9	03143	.8	05521	.22	07011	.20
01544	.9	03153	.8	05531	.22	07021	.20
01554	.9	03174	.8	05701	.21	07031	.20
01564	.9	03184	.8	05711	.21	07041	.20
01574	.9	03194	.8	05731	.21	07071	.20
01594	.9	03204	.8	05741	.21	07081	.20
01604	.9	03214	.8	05751	.21	07091	.20
01624	.10	03224	.8	05781	.21	07101	.20
01654	.10	03234	.8	05791	.21	07110	.20
01884	.9	03244	.8	05811	.21	07111	.20
01904	.9	03254	.8	05821	.21	07121	.20
01924	.9	03264	.8	05861	.21	07131	.20
01934	.9	03274	.8	05871	.21	07141	.20
01944	.9	03284	.8	05881	.21	07161	.20
01954	.9	03294	.8	05891	.21	07181	.20
01964	.9	03304	.8	05911	.21	07191	.20
01974	.9	03314	.8	05921	.21	07201	.20
01996	.9	03334	.8	05961	.21	07221	.21
02016	.9	03354	.8	05971	.21	07231	.21
02026	.9	03386	.8	05981	.21	07241	.21
02048	.9	03396	.8	06001	.21	07251	.21
02094	.10	03406	.8	06011	.22	07521	.20

Item No.	Page	Item No.	Page	Item No.	Page	Item No.	Page
07531	.20	08575	.23	09353	.12	10951	.22
07541	.20	08583	.12	09363	.12	10961	.22
07561	.20	08586	.23	09393	.12	10981	.22
07571	.20	08592	.12	09473	.12	10991	.22
07581	.20	08603	.12	09483	.12	11100	.15,18
07731	.20	08625	.23	09493	.12	11110	.15,18
07741	.20	08643	.12	09503	.12	11120	.15,18
07751	.20	08713	.12	09513	.12	11130	.15,18
07781	.20	08715	.23	09531	.23	11145	.15,18
07812	.21	08723	.12	09541	.23	11150	.15,18
07813	.21	08725	.23	09551	.23	11160	.15,18
07814	.21	08730	.12	09983	.35	11170	.15,18
07815	.21	08733	.12	09993	.35	11180	.15,18
07816	.21	08738	.23	10003	.35	11215	.15,18
07817	.21	08740	.23	10023	.35	11220	.15,18
07818	.21	08753	.12	10033	.35	11230	.15,18
07819	.21	08754	.23	10053	.35	11245	.15
07820	.21	08755	.23	10064	.35	11255	.15
07821	.21	08803	.12	10074	.35	12071	.22
07822	.21	08813	.12	10084	.35	12072	.22
07823	.21	08823	.12	10094	.35	12081	.22
07824	.21	08833	.12	10098	.12	12101	.22
07825	.21	08838	.23	10100	.16,19	12102	.22
07826	.21	08843	.12	10110	.16,19	12111	.22
07827	.21	08845	.23	10115	.16,19	12112	.22
07828	.21	08864	.12	10120	.16,19	12120	.14,18
07829	.21	08865	.23	10125	.16,19	12130	.14,18
07911	.20	08873	.12	10126	.16,19	12140	.14,18
07921	.20	08883	.12	10130	.16,19	12150	.14,18
07951	.20	08885	.23	10135	.16,19	12165	.14,18
07961	.20	08894	.12	10145	.16,19	12203	.14
07981	.20	08903	.12	10163	.16	12265	.13,18
07991	.20	08904	.23	10175	.16,19	12310	.15,18
08001	.20	08905	.23	10183	.16	12320	.15,18
08011	.20	08907	.23	10195	.16	12325	.15,18
08021	.20	08924	.12	10205	.16	12330	.15
08031	.20	09002	.23	10215	.16	12355	.15
08221	.12	09004	.12	10235	.16	12365	.15
08241	.12	09013	.12	10275	.16	12375	.15
08311	.12	09015	.23	10285	.16	12385	.15
08331	.12	09033	.12	10325	.16	12453	.14
08362	.12	09034	.23	10335	.16	12490	.14,18
08391	.12	09035	.23	10345	.16	12500	.14,18
08411	.12	09053	.12	10355	.16	12510	.14,18
08431	.12	09055	.23	10415	.16	12545	.14
08442	.12	09064	.12	10425	.16	12560	.14,18
08461	.12	09065	.23	10435	.16	12575	.14,18
08502	.12	09083	.12	10445	.16	12640	.15,18
08511	.12	09094	.12	10460	.16,19	12650	.15,18
08512	.12	09095	.23	10470	.16,19	12660	.15,18
08523	.12	09103	.12	10480	.16,19	12670	.15,18
08525	.23	09123	.12	10490	.16,19	12685	.15,18
08542	.12	09143	.12	10921	.22	12758	.14
08545	.23	09145	.23	10922	.22	12919	.14
08546	.23	09146	.23	10923	.22	12929	.14
08553	.12	09154	.12	10924	.22	12939	.14
08563	.12	09322	.12	10925	.22	12968	.14
08572	.12	09332	.12	10931	.22	13049	.14

# Item Number Index



Item No.	Page	Item No.	Page	Item No.	Page	Item No.	Page
13059	14	13874	13	17270	17,19	18950	32
13274	13	13884	13	17280	17,19	18960	32
13314	13	13894	13	17290	17,19	18980	32
13324	14	13914	14	17305	17	18985	32
13378	13	13944	13	17315	17	19095	17
13384	14	13954	13	17325	17	19145	14
13513	13	13986	13	17345	17	19495	17
13523	13	13996	13	17355	17	19810	35
13533	13	14006	13	17435	17	20344	35
13543	13	14088	13	17445	17	20354	35
13553	13	14098	13	17455	17	20364	35
13556	13,24	14108	13	17485	17	20465	36
13562	13,24	14128	13	17495	17	20475	36
13563	13	14138	13	17580	17,19	20485	36
13573	13	14158	13	17590	17,19	20545	36
13580	13,18	14168	13	17600	17,19	20565	36
13583	13	14455	16	18215	17,19	20600	34
13585	13,18	14794	14	18425	17	20605	34
13588	13,18	14808	14	18755	33	20610	34
13589	13,18	14818	14	18756	33	20615	34
13600	13,18	14838	14	18800	32	20620	34
13603	13	14854	14	18801	32	20625	34
13605	13,18	14864	14	18802	32	20640	34
13608	13,18	14874	14	18803	32	20645	34
13609	13,18	14884	14	18804	32	20650	34
13613	13	14894	14	18805	32	20655	34
13620	13,18	14928	14	18806	32	20660	34
13623	13	14934	14	18807	32	20670	34
13625	13,18	14948	14	18808	32	20675	34
13628	13,18	14968	14	18809	32	20680	34
13629	13,18	16445	17	18810	32	20690	34
13640	13,18	16465	17	18811	32	20692	34
13643	13	16485	17	18813	32	20694	34
13645	13,18	16505	17	18815	32	20696	34
13648	13,18	16625	17	18816	39	20700	34
13649	13,18	16635	17	18817	39	20706	34
13650	13,24	16655	17	18833	32	20710	34
13651	13,24	16685	17	18835	32	20712	34
13652	13,24	16945	17	18850	32	20714	34
13654	13,24	17050	17,19	18855	32	20716	34
13657	13,24	17060	17,19	18860	32	20720	34
13658	13,24	17070	17,19	18870	32	20730	34
13659	13,24	17085	17,19	18877	33	20732	34
13664	13	17100	17,19	18880	32	20734	34
13674	13	17110	17,19	18885	32	20740	34
13681	13	17115	17	18887	33	20745	34
13682	13	17120	17,19	18888	33	20750	34
13684	13	17138	17	18889	33	20755	34
13685	13	17140	17,19	18890	32	20758	34
13694	13	17150	17,19	18895	32	20785	34
13704	14	17165	17,19	18897	33	20795	34
13744	13	17195	17,19	18900	32	20825	34
13754	13	17210	17	18905	32	20855	34
13764	13	17215	17	18920	32	20860	34
13765	13	17220	17	18925	32	20870	34
13784	14	17245	17	18930	32	20880	34
13785	14	17250	17	18935	32	20890	34
13814	13	17255	17	18940	32	21000	27

Item No.	Page	Item No.	Page	Item No.	Page	Item No.	Page
21001	.27	22970	.24	24501	.37	25470	.26
21002	.27	23010	.24	24511	.37	25480	.26
21003	.38	23030	.24	24521	.37	25490	.26
21004	.27	23050	.24	24531	.37	25500	.26
21005	.38	23070	.24	24541	.37	25510	.26
21006	.27	23100	.24	24551	.37	25520	.26
21007	.38	23110	.24	24561	.37	25530	.26
21008	.27	23471	.36	24571	.37	25540	.26
21009	.38	23481	.36	24581	.37	25560	.26
21010	.27	23491	.36	24591	.37	25570	.26
21011	.38	23521	.36	24601	.37	25590	.26
21012	.27	23531	.36	24611	.37	25630	.26
21013	.38	23541	.36	24880	.25	25640	.26
21014	.27	23551	.36	24890	.25	25650	.26
21015	.27	23561	.36	24900	.25	25660	.26
21030	.36	23571	.36	24910	.25	25680	.26
21035	.36,38	23601	.36	24921	.25	25720	.26
21040	.36	23611	.36	24990	.26	25730	.26
21045	.36,38	23621	.36	25010	.26	25740	.26
21433	.35	23631	.36	25020	.37	25750	.25
21443	.35	23641	.36	25030	.26	25752	.25
21453	.35	23651	.36	25040	.37	25760	.25
21463	.35	23661	.36	25050	.37	25762	.25
21473	.35	23671	.36	25060	.37	25770	.25
21483	.35	23681	.36	25070	.26	25772	.25
21499	.35	24200	.25	25080	.26	25780	.25
21509	.35	24201	.25	25090	.37	25782	.25
21519	.35	24210	.25	25100	.37	25790	.25
21529	.35	24230	.25	25110	.37	25792	.25
21539	.35	24231	.25	25120	.37	25801	.25
21549	.35	24240	.25	25130	.26	25802	.25
21550	.35	24241	.25	25140	.26	25811	.25
21560	.35	24250	.25	25150	.26	25812	.25
21570	.35	24251	.25	25160	.26	25821	.25
21580	.35	24281	.25	25170	.37	25822	.25
21590	.35	24283	.25	25180	.26	25831	.25
21600	.35	24291	.25	25190	.37	25832	.25
21680	.35	24293	.25	25200	.37	25841	.25
21690	.35	24321	.25	25210	.37	26500	.25
22212	.62	24323	.25	25220	.37	26510	.25
22228	.62	24331	.25	25230	.26	26530	.25
22236	.62	24333	.25	25240	.26	26540	.25
22244	.62	24351	.25	25250	.26	26560	.25
22251	.62	24361	.25	25260	.26	26581	.25
22269	.62	24363	.25	25270	.37	26591	.25
22343	.35	24370	.25	25280	.37	26601	.25
22730	.24	24372	.25	25290	.37	26621	.25
22740	.24	24380	.25	25300	.37	26631	.25
22760	.24	24401	.37	25340	.26	26769	.11
22770	.24	24411	.37	25350	.26	26911	.24
22780	.24	24421	.37	25360	.26	26921	.24
22790	.24	24431	.37	25370	.26	26932	.24
22870	.24	24441	.37	25390	.26	27073	.11,12
22890	.24	24451	.37	25400	.26	27078	.11
22930	.24	24461	.37	25420	.26	27310	.11
22940	.24	24471	.37	25430	.26	27330	.11
22950	.24	24481	.37	25440	.26	27350	.11
22960	.24	24491	.37	25450	.26	27810	.26

# Item Number Index



Item No.	Page	Item No.	Page	Item No.	Page	Item No.	Page
27820	.26	31010	.64	32120	.67	34405	.60
27830	.26	31013	.66	32125	.67	34413	.60
27840	.26	31020	.64	32127	.67	34561	.60
27850	.26	31022	.64	32130	.67	34660	.62
27860	.26	31023	.64	32135	.67	34678	.62
27890	.26	31024	.64	32155	.56	34682	.62
27900	.26	31025	.64	32165	.56	34686	.62
27910	.26	31030	.64	32180	.67	34694	.62
27920	.26	31032	.64	32185	.67	34702	.62
27930	.26	31033	.64	32188	.67	34710	.62
27940	.26	31034	.64	32189	.67	34728	.62
27970	.26	31035	.64	32210	.67	34736	.62
27980	.26	31039	.66	32300	.57	34751	.62
27990	.26	31043	.64	32350	.67	34769	.62
28120	.25	31054	.66	32599	.61	34785	.62
28130	.25	31055	.64	32805	.61	34819	.62
28140	.25	31060	.65	32938	.62	34835	.62
28150	.25	31063	.65	32958	.62	34918	.60
28160	.25	31072	.65	32961	.62	34926	.60
28170	.25	31074	.65	32979	.62	35196	.56
28180	.25	31076	.65	32987	.62	35493	.56
28190	.25	31078	.65	32995	.62	35501	.56,57
28200	.25	31112	.66	33177	.59	35527	.56
28210	.25	31120	.66	33178	.59	35543	.56
28230	.25	31138	.66	33182	.59	35550	.56
28240	.25	31153	.65	33189	.59	35568	.56
28250	.25	31161	.65	33190	.59	35584	.56
28260	.25	31559	.66	33212	.59	35595	.56
28270	.25	31567	.66	33213	.59	35601	.56,57
28280	.25	31674	.66	33214	.59	35626	.56
30015	.61	31682	.66	33221	.60	35628	.57
30023	.61	31690	.66	33225	.60	35630	.57
30031	.61	31708	.66	33266	.61	35675	.57
30171	.65	31724	.66	33282	.61	35700	.56
30197	.65	31732	.66	33357	.60	35717	.59
30395	.66	32001	.64	33712	.61	35733	.57
30403	.66	32002	.64	33720	.61	35808	.59
30411	.66	32003	.64	33738	.61	35881	.58
30429	.66	32004	.64	33746	.61	35899	.58
30437	.66	32005	.67	33753	.61	35907	.58
30445	.66	32006	.64	33761	.60	35915	.58
30452	.65	32007	.64	33787	.60	35931	.58
30874	.66	32008	.64	33795	.60	35980	.53
30882	.66	32010	.67	33878	.62	36000	.53,57
30890	.66	32011	.64	33886	.62	36020	.53
30908	.66	32012	.64	33894	.62	36030	.53,57
30916	.66	32013	.64	33902	.62	36036	.53
30924	.66	32014	.64	33910	.62	36056	.53
30932	.66	32023	.64	33928	.62	36079	.58
30940	.66	32024	.64	33936	.62	36095	.58
30957	.66	32034	.65	33944	.62	36111	.57
30965	.66	32040	.67	33951	.62	36120	.57
31000	.64	32042	.65	34021	.60	36129	.58
31002	.64	32045	.67	34033	.61	36137	.57
31004	.64	32080	.67	34041	.61	36228	.56
31006	.64	32085	.67	34058	.61	36230-31	.40
31007	.64	32090	.67	34140	.61	36230-40	.40
31008	.64	32100	.67	34397	.60	36236	.40



Item No.	Page	Item No.	Page	Item No.	Page	Item No.	Page
36237	.40	37831	.28	43265	.48	43578	.43
36238	.40	37840	.39	43266	.48	43585	.44
36239	.40	37845	.39	43267	.48	43586	.44
36240-40	.40	37850-31	.40	43268	.48	43587	.44
36248	.40	37850-40	.40	43269	.48	43589	.44
36249	.40	37856	.40	43270	.48	43590	.44
36260-40	.40	37857	.40	43280	.48	43591	.44
36260-51	.40	37858	.40	43281	.48	43593	.44
36267	.40	37859	.40	43282	.48	43594	.44
36268	.40	37870-40	.40	43500	.43	43595	.44
36269	.40	37878	.40	43501	.43	43597	.44
36392	.54	37879	.40	43502	.43	43598	.44
36418	.54	37891	.28	43503	.43	43599	.44
36470-31	.40	37902	.28	43504	.43	43612	.44
36470-40	.40	37912	.28	43505	.43	43614	.44
36476	.40	37920	.28	43506	.43	43622	.44
36477	.40	37991	.28	43507	.43	43624	.44
36478	.40	37992	.19,28	43508	.43	43632	.44
36479	.40	37993	.19,28	43509	.43	43634	.44
36480-40	.40	37994	.19,28	43510	.43	43642	.44
36488	.40	38950	.39	43511	.43	43644	.44
36489	.40	38960	.39	43512	.43	43650	.43
36517	.53,57	38965	.39	43513	.43	43651	.43
36533	.53,57	38970	.39	43514	.43	43652	.43
36574	.53	38980	.39	43515	.43	43653	.43
36590	.53	38985	.39	43516	.43	43654	.43
36624	.53	42300	.57	43517	.43	43655	.43
36666	.55	43001	.60	43518	.43	43656	.43
36681	.55,57	43011	.60	43519	.43	43657	.43
36707	.55,57	43021	.60	43520	.43	44305	.57
36897	.59	43031	.60	43521	.43	50045	.65
36905	.58	43041	.60	43522	.43	50046	.65
36913	.58	43051	.60	43523	.43	50047	.65
36921	.59	43151	.48	43524	.43	50048	.65
36939	.56	43152	.48	43525	.43	50049	.65
36962	.58	43153	.48	43526	.43	50050	.65
37036	.59	43161	.48	43527	.43	50051	.65
37044	.62	43162	.48	43528	.43	50053	.64
37515	.26	43163	.48	43535	.44	50054	.64
37516	.26	43171	.48	43536	.44	50055	.64
37722	.28,40	43172	.48	43537	.44	50056	.64
37723	.28,40	43173	.48	43539	.44	50057	.64
37725	.28,40	43174	.48	43540	.44	50059	.56
37726	.28,40	43201	.48	43541	.44	50062	.53
37728	.28,40	43202	.48	43557	.43	50063	.53
37730	.28,40	43203	.48	43558	.43	50064	.55
37732	.28,40	43231	.48	43559	.43	50065	.55
37751	.28	43232	.48	43560	.43	50066	.55
37760	.28	43233	.48	43563	.43	50067	.55
37760-31	.40	43250	.48	43564	.43	50076	.60
37760-40	.40	43251	.48	43565	.43	50077	.60
37766	.40	43252	.48	43569	.43	50078	.60
37767	.40	43255	.48	43570	.43	50079	.60
37768	.40	43256	.48	43571	.43	50086	.65
37769	.40	43257	.48	43572	.43	50095	.54
37770	.28	43260	.48	43575	.43	50099	.54
37811	.28	43261	.48	43576	.43	51006	.55,57
37821	.28	43262	.48	43577	.43	51007	.55,57

# Item Number Index



Item No.	Page	Item No.	Page	Item No.	Page	Item No.	Page
51010	.56	66234	.45	66472	.47	66972	.49
51013	.56	66235	.45	66473	.47	66973	.49
51016	.53	66236	.45	66474	.47	66974	.49
51017	.53	66237	.45	66475	.47	66975	.49
51024	.55	66238	.45	66476	.47	66976	.49
51025	.55	66239	.45	66478	.47	66977	.49
51033	.59	66240	.45	66479	.47	67003	.50
51046	.58	66241	.45	66480	.47	67018	.50
51900	.54	66242	.45	66482	.47	67019	.50
51905	.54	66243	.45	66487	.47	67020	.50
51910	.54	66244	.45	66488	.47	67021	.50
51915	.54	66245	.45	66490	.47	67022	.50
51920	.54	66246	.45	66491	.47	67023	.50
51925	.54	66247	.45	66492	.47	67024	.50
60000	.49	66248	.45	66494	.47	67025	.50
60246	.49	66249	.45	66702	.46	67030	.50
60508	.45,47	66250	.45	66704	.46	67031	.50
60509	.45,47	66251	.45	66706	.46	67032	.50
61301	.50	66252	.45	66708	.46	67033	.50
61302	.50	66300	.45	66712	.46	67052	.50
61303	.50	66301	.45	66714	.46	67053	.50
61304	.50	66302	.45	66716	.46	67054	.50
61305	.50	66303	.45	66718	.46	68240	.49
61768	.49	66304	.45	66722	.46	68241	.49
61770	.49	66306	.45	66724	.46	68243	.49
62887	.50	66307	.45	66726	.46	68244	.49
63791	.50	66308	.45	66728	.46	68246	.49
64734	.50	66309	.45	66732	.46	68247	.49
64737	.50	66310	.45	66734	.46	68249	.49
64738	.50	66312	.45	66736	.46	68250	.49
64739	.50	66313	.45	66738	.46	69836	.50
64740	.50	66314	.45	66742	.46	69837	.50
64747	.50	66315	.45	66744	.46	69841	.50
64758	.48	66316	.45	66746	.46	69896	.50
64759	.48	66330	.46	66748	.46	69897	.50
64760	.48	66331	.46	66752	.46	69901	.50
64761	.48	66332	.46	66754	.46	69980	.50
64776	.50	66333	.46	66756	.46	69986	.50
64777	.50	66334	.46	66758	.46	70011	.24
64778	.50	66337	.46	66801	.50	70057	.24
64779	.45,47,50	66338	.46	66802	.50	70347	.25
64786	.45,47,50	66339	.46	66803	.50	70348	.25
64787	.50	66340	.46	66804	.50	70423	.11
64789	.50	66341	.46	66807	.50	70447	.25
65470	.49	66344	.46	66808	.50	70464	.25
65600	.50	66345	.46	66809	.50	70471	.25
65640	.50	66346	.46	66810	.50	72016	.11
65700	.50	66347	.46	66816	.50	73701	.60
65740	.50	66348	.46	66818	.50	73706	.60
66211	.39	66424	.39	66820	.50	75012	.24
66212	.39	66425	.43	66821	.50	75013	.24
66222	.45	66426	.43	66822	.50	76017	.25
66223	.45	66427	.43	66823	.50	76084	.25
66224	.45	66467	.47	66825	.50	76348	.25
66230	.45	66468	.47	66826	.50	76980	.67
66231	.45	66469	.47	66861	.50	77002	.67
66232	.45	66470	.47	66970	.49	88297	.60
66233	.45	66471	.47	66971	.49		