



Industrial Products

Innovative Solutions for
Gas Management Systems



WESTERN

a Scott Fetzer company

Global Gas Management Technology

Enterprises | Innovator | Medica | Westwinds

www.westernenterprises.com

GENERAL INFORMATION/ORDERING INFORMATION2-3
TABLE OF CONTENTS 4-5
PRODUCT FITTINGS INFORMATION6-7

INTRODUCTION

Western has served the compressed gas industry with innovative products for Industrial, Welding, HVAC, Helium and Medical applications for over 60 years. Based in Ohio, USA, our in-house design teams and highly integrated manufacturing capabilities allow us to provide high quality products that enhance the safety and efficiency of your operations. Western has a network of knowledgeable distributors and wholesale partners throughout the Americas and in over 40 countries around the world. We appreciate your interest in our products and look forward to working with you.

- **MEDICAL EQUIPMENT PORTFOLIO** Medical regulators, portable oxygen systems, medical flowmeters, oxygen Transfill systems, fittings and replacement parts.
- **MANIFOLD AND SPECIALTY GAS PORTFOLIO** Gas manifold systems for industrial, medical and specialty gas applications, alarms, pressure regulators, station drops and replacement parts.
- **INFLATION EQUIPMENT PORTFOLIO** High quality helium equipment including inflators, filling stations, cylinders, manifolds, accessories and replacement parts.





E-MAIL

Send orders via e-mail to:

customerorders@westernenterprises.com

Your order will be processed immediately.



FAX

440-835-8283



PHONE

800-783-7890 U.S. Toll Free

Outside U.S. call: 1-440-871-2160

Press #1 to speak with a member of our customer service team. Please have your:

- Account number
- Part numbers, price and purchase order number
- Name of contact to answer any questions
- Special shipping instructions

EDI

Electronic Data Interchange (EDI) can reduce your cost of doing business.

Our in-house staff will be happy to work with you to create a Custom solution.

Western Enterprises
875 Bassett Road
Westlake, OH 44145, USA

ORDERING INFORMATION

To place an order, please call your gas equipment wholesaler. For more information on specific products, contact Western Customer Service at 1-800-783-7890.

WARRANTY INFORMATION

Western warrants to the Purchaser that products delivered to the Purchaser will be free from manufactured defects in material and workmanship.

ADAPTORS

Check Valve 32
 Cylinder, All Gases 52-54
 Hose, C-Size 9
 Inert Arc 13-14
 Manifold Tubing 38
 Pipe-away 17

BUSHINGS

Hose A, B, C, & D-Size 8-10
 Inert Arc 13
 Pipe Thread 21-23

CHECK VALVES

Flashback Arrestor 35
 Inline Adaptor 32
 Manifold Block 42
 Pigtail 46-49
 Torch, Regulator 31

CLAMPS

Hose 18

COUPLERS

Hose A, B, C, & D-Size 8
 Inert Arc 13

CRYOGENIC SERVICE

Transfer Hose, Separator 50

FERRULES

Hose, Brass 19

FILTERS

Regulator Inlet Nipple 24
 Retainer Rings 24

FITTINGS

All Types 8-10

FLARE FITTINGS

Nuts, Adaptors 50

FLASHBACK ARRESTORS

All Types 34-35

GAUGES

Cylinder Pressure 37
 Regulator 37

HOSES

Braces 18
 Clamps 18
 Splicers 10

HOTSPOTTER

Heavy Duty 36
 Standard Duty 36

INERT ARC FITTINGS

All Types 12-14

KITS

Ferrules 20
 Hose Repair 20
 Kit Case 20

MANIFOLD FITTINGS & ACCESSORIES

Block Assemblies 42
 Coupler Tees 41
 Elbows, Tees, Crosses 38-39
 Outlet Adaptors 39-41
 Chain & Plug Assemblies 43

NIPPLES

Hand-Tight 25-29
 Hose A, B, C, & D-Size 8
 Inert Arc 12-14
 Pipe, Thread..... 21-23
 Regulator Inlet 25-30
 Retainer Ring..... 24

NUTS

Hand-Tight 25-30
 Hose A, B, C, & D-Size 8
 Inert Arc 12
 Regulator Inlet 25-30

PIGTAILS

All Types..... 44-49
 Special Order..... 44-45

PIPE, BRASS

Lengths, Nipples 38

PIPE THREAD FITTINGS, BRASS

All Types..... 21-22

PLUGS & CAPS

Chain & Plug, B, C, & D-Size 11
 Chain & Plug, Cylinder..... 43
 Dust Caps 11

QUICK-CONNECTS

Torch, Hose, Regulator 33

REGULATORS

..... 55

SPLICERS

All Types..... 10

TEES, COUPLERS

All Types..... 41-42

TOOLS

Ferrule Crimping..... 18

TORCH TIP NUTS

Replacement Tip Nuts..... 11

TUBING

Brass 38

VALVES

Brass 15-16
 Cartridge 16
 Safety Relief 17
 "Y" Connection..... 15

"Y" CONNECTIONS

All Types..... 15

PRODUCT FITTINGS INFORMATION

GUIDE TO PRODUCT DESCRIPTIONS

Compressed Gas Association (CGA) numbers identify products intended for specific gas services. All Western fittings are manufactured to CGA standards.

In addition to CGA numbers, many popular fittings commonly are referred to as A-Size, B-Size, C-Size and D-Size. These letter identifications also are included in our product descriptions. CGA

limits pressure ratings on A, B, C and D sized fittings to 200 PSIG (1,378 kPa) maximum working pressure. Kilopascals (kPa) are the metric unit of measure similar to Pounds Per Square Inch Gauge (PSIG). BAR is the British unit of measure similar to PSIG.

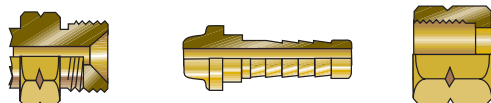
(See Conversion Chart Below)

A-B-C-D-SIZES FOR OXYGEN/FUEL GAS



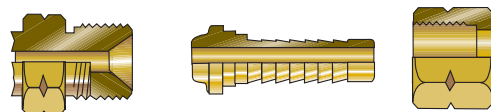
A-SIZE: 3/8"-24 UNF

RH Connection: CGA-020 For Oxygen
LH Connection: CGA-021 For Fuel Gases



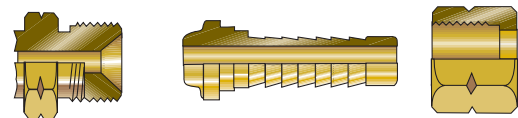
B-SIZE: 9/16"-18 UNF

RH Connection: CGA-022 For Oxygen
LH Connection: CGA-023 For Fuel Gases



C-SIZE: 7/8"-14 UNF

RH Connection: CGA-024 For Oxygen
LH Connection: CGA-025 For Fuel Gases



D-SIZE: 1-1/4"-12 UNF


RH Connection: CGA-026 For Oxygen
LH Connection: CGA-027 For Fuel Gases

A-B-C-D-SIZES FOR GAS/WATER/AIR




A-SIZE: 3/8"-24 UNF

RH Connection: CGA-030 For Inert Gases
LH Connection: CGA-031 For Water & Industrial Air



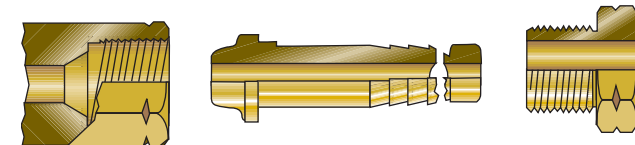
B-SIZE: 5/8"-18 UNF

RH Connection: CGA-032 For Inert Gases
LH Connection: CGA-033 For Water & Industrial Air



C-SIZE: 7/8"-14 UNF

RH Connection: CGA-034 For Inert Gases
LH Connection: CGA-035 For Water & Industrial Air



D-SIZE: 1-1/4"-12 UNF

RH Connection: CGA-036 For Inert Gases
LH Connection: CGA-037 For Water & Industrial Air

METRIC CONVERSION - PSIG TO kPa 1 PSIG = 6.89 kPa OR 1 PSIG = 0.069 BAR

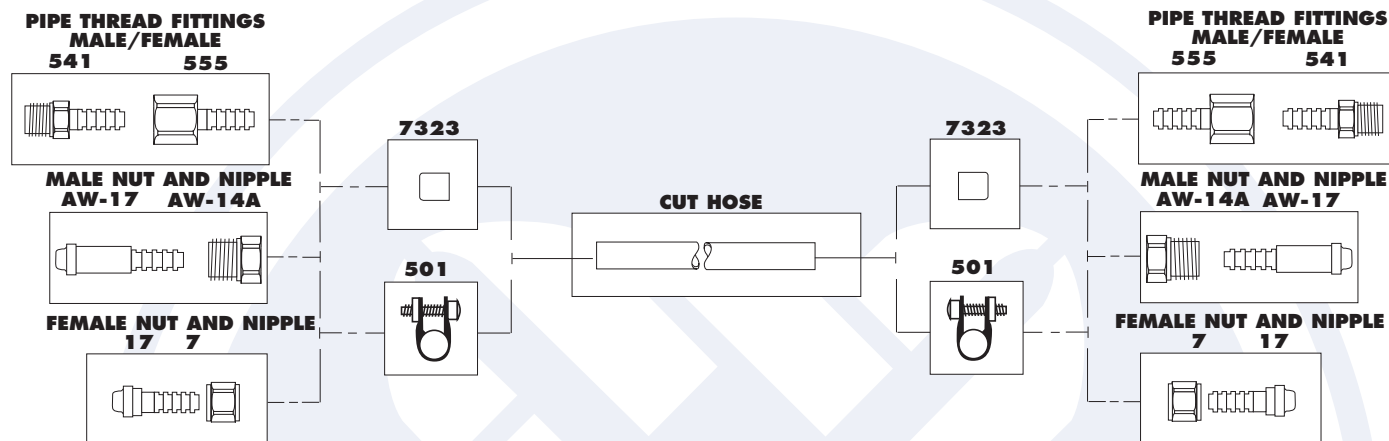
The following PSIG and kPa conversions are used throughout this catalog. Kilopascals conversions are provided whenever possible.		
200 PSIG	=1,378 kPa	or 13.8 BAR
400 PSIG	=2,756 kPa	or 27.6 BAR
500 PSIG	=3,445 kPa	or 34.5 BAR
3000 PSIG	=20,670 kPa	or 207 BAR
4000 PSIG	=27,560 kPa	or 276 BAR
5500 PSIG	=37,895 kPa	or 379 BAR
6000 PSIG	=41,340 kPa	or 414 BAR

A, B, C, & D SIZE FITTINGS

FITTED HOSE ASSEMBLIES

Barbed hose fittings should be fabricated using clamps or crimped ferrules, (see drawing below). Western barbed hose fittings are rated to 200 PSIG maximum working pressure; however, this rating is applicable only to fitted hose assemblies

fabricated as described and shown in the drawing below. Hose repair kits include the tools needed to fabricate and assemble the fittings on the hose.



COMMON CONVERSIONS USED IN THE COMPRESSED GAS INDUSTRY

PRESSURE

PSIG	=	14.5 X BAR
Pa	=	6,894.757 x PSIG
kPa	=	6.894757 x PSIG
PSIG	=	$\frac{\text{Pa}}{6.894757}$
PSIG	=	$\frac{\text{kPa}}{6.894757}$

FLOW

SCFH	=	2.118 x LPM
SCFH	=	60 x SCFM
LPM	=	$\frac{\text{SCFH}}{2.118}$

UNITS

PSIG:	Pounds Per Square Inch Gauge
Pa:	Pascal
kPa:	1000 Pascal
SCFH:	Standard Cubic Feet per Hour
SCFM:	Standard Cubic Feet per Minute
LPM:	Liters per Minute

**A, B, C, & D
SIZE FITTINGS**

PART NO.	DESCRIPTION	SIZE
A-SIZE: CGA-020 RH & CGA-021 LH • B-SIZE: CGA-022 RH & CGA-023 LH		
130	Oxygen RH, A-Size to A-Size	A-Size
131	Acet./F. Gases LH, A-Size to A-Size	A-Size
230	Oxygen RH, A-Size to B-Size	A-Size/B-Size
231	Acet./F. Gases LH, A-Size to B-Size	A-Size/B-Size
30	Oxygen RH, B-Size to B-Size	B-Size
31	Acet./F. Gases LH, B-Size to B-Size	B-Size
C-SIZE: CGA-024 RH & CGA-025 LH • D-SIZE: CGA-026 RH & CGA-027 LH		
C-30	Oxygen RH, C-Size to C-Size	C-Size
C-31	Acetylene/F. Gases LH, C-Size to C-Size	C-Size
D-30	Oxygen RH, D-Size to D-Size	D-Size
D-31	Acetylene/F. Gases LH, D-Size to D-Size	D-Size

HOSE COUPLERS, BRASS
Pressures To 200 psig (1,400 kPa)



PART NO.	DESCRIPTION	SIZE	SERVICE	MATERIAL
A-SIZE (3/8"-24 THREAD) • B-SIZE (9/16"-18 THREAD)				
9	Oxygen RH	A-Size	CGA-020	Brass
10	Acetylene/F. Gases LH	A-Size	CGA-021	Brass
7	Oxygen RH	B-Size	CGA-022	Brass
SS-7	Oxygen RH	B-Size	CGA-022	St. Steel
8	Acetylene/F. Gases LH	B-Size	CGA-023	Brass
C-SIZE (7/8"-14 THREAD) • D-SIZE (1 1/4"-12 THREAD)				
C-7	Oxygen RH	C-Size	CGA-024	Brass
C-8	Acetylene/F. Gases LH	C-Size	CGA-025	Brass
D-7	Oxygen RH	D-Size	CGA-026	Brass
D-8	Acetylene/F. Gases LH	D-Size	CGA-027	Brass

HOSE NUTS
Pressures to 200 PSIG (1,400 kPa)



PART NO.	DESCRIPTION	SIZE	LENGTH	MATERIAL
BARBED HOSE NIPPLES Pressures to 200 PSIG (1,400 kPa)				
A-SIZE (USE 9 or 10 NUT) • B-SIZE (USE 7 or 8 NUT)				
20	3/8" ID Hose	B-Size	1-15/32"	Brass
216	5/16" ID Hose	B-Size	1-15/32"	Brass
SS-17	1/4" ID Hose	B-Size	1-15/32"	St. Steel
17	1/4" ID Hose	B-Size	1-15/32"	Brass
18	3/16" ID Hose	B-Size	1-15/32"	Brass
19	3/16" ID Hose	A-Size	1-1/4"	Brass
C-SIZE (USE C-7 or C-8 NUT) • D-SIZE (USE D-7 or D-8 NUT)				
D-18	3/4" ID Hose	D-Size	3-1/2"	Brass
C-17	1/2" ID Hose	C-Size	3-3/4"	Brass
C-18	1/2" ID Hose	C-Size	2-1/4"	Brass
C-20	3/8" ID Hose	C-Size	2"	Brass



PART NO.	DESCRIPTION	SIZE	LENGTH	MATERIAL
A-SIZE (USE 9 or 10 NUT) • B-SIZE (USE 7 or 8 NUT)				
23	1/8" NPT	B-Size	1-1/2"	Brass
13	3/16" ID Hose	A-Size	1-1/4"	Brass
12	3/16" ID Hose	B-Size	1-13/32"	Brass
11	1/4" ID Hose	B-Size	1-19/32"	Brass
516	5/16" ID Hose	B-Size	1-19/32"	Brass
C-SIZE (USE C-7 or C-8 NUT) • D-SIZE (USE D-7 or D-8 NUT)				
C-88	1/4" NPT	C-Size	2"	Brass
D-20	1/2" NPT	D-Size	2-1/2"	Brass

SPIRAL & NPT HOSE NIPPLES
Pressures to 200 PSIG (1,400 kPa)




**A, B, C, & D
SIZE FITTINGS**


PART NO.	DESCRIPTION	GAS	
107	90° Male B-Size to Female B-Size, RH	Oxygen	
108	90° Male B-Size to Female B-Size, LH	Acet/F. Gases	
127	45° 1/4" Male NPT to Male B-Size, RH	Oxygen	
128	45° 1/4" Male NPT to Male B-Size, LH	Acet/F. Gases	
253	90° 1/4" Male NPT to Male B-Size, RH	Oxygen	
254	90° 1/4" Male NPT to Male B-Size, LH	Acet/F. Gases	
PART NO.	DESCRIPTION	GAS	
123	1/4" Male NPT to Female Swivel B-Size, RH	Oxygen	
124	1/4" Male NPT to Female Swivel B-Size, LH	Acet/F. Gases	
154	Female Swivel B-Size to 1/4" Male NPT, LH	Acet/F. Gases	
234	1/4" Female NPT to Female Swivel B-Size, RH	Oxygen	
235	1/4" Female NPT to Female Swivel B-Size, LH	Acet/F. Gases	
244	1/4" Female NPT to Male B-Size, RH	Oxygen	
245	1/4" Female NPT to Male B-Size, LH	Acet/F. Gases	
PART NO.	DESCRIPTION	GAS	
103	Male A-Size to Female B-Size, RH	Oxygen	
104	Male A-Size to Female B-Size, LH	Acet/F. Gases	
105	Male B-Size to Female A-Size, RH	Oxygen	
106	Male B-Size to Female A-Size, LH	Acet/F. Gases	
PART NO.	DESCRIPTION	SIZE	GAS
14-0	Female Swivel to 1/4" ID Hose, RH	A-Size	Oxygen
14	Female Swivel to 1/4" ID Hose, LH	A-Size	Acet/F. Gases
24-0	Female Swivel to 1/4" ID Hose, RH	B-Size	Oxygen
24	Female Swivel to 1/4" ID Hose, LH	B-Size	Acet/F. Gases
PART NO.	DESCRIPTION	GAS	
544	Male 1/8" NPT to 3/16" ID Hose		
545	Male 1/8" NPT to 1/4" ID Hose		
540	Male 1/4" NPT to 3/16" ID Hose		
541	Male 1/4" NPT to 1/4" ID Hose		
542	Male 1/4" NPT to 5/16" ID Hose		
543	Male 1/4" NPT to 3/8" ID Hose		
549	Male 1/4" NPT to 1/8" ID Hose		
539	Male 3/8" NPT to 3/8" ID Hose		
537	Male 3/8" NPT to 1/4" ID Hose		
C-42	Male 1/2" NPT to 1/2" ID Hose		
551	Female 1/8" NPT to 3/16" ID Hose		
554	Female 1/4" NPT to 3/16" ID Hose		
555	Female 1/4" NPT to 1/4" ID Hose		
556	Female 1/4" NPT to 5/16" ID Hose		
557	Female 1/4" NPT to 3/8" ID Hose		
558	Female 3/8" NPT to 1/4" ID Hose		
PART NO.	DESCRIPTION	GAS	
40	Male B-Size, RH to 3/16" ID Hose Barbed	Oxygen	
40-B	Male B-Size, RH to 1/4" ID Hose Barbed	Oxygen	
41	Male B-Size, LH to 3/16" ID Hose Barbed	Acet/F. Gases	
41-B	Male B-Size, LH to 1/4" ID Hose Barbed	Acet/F. Gases	
45	Male B-Size, LH to 3/16" ID Hose Spiral	Acet/F. Gases	

**HOSE ADAPTORS, BRASS
Pressures to 200 PSIG
(1,400 kPa)**




**A, B, C, & D
SIZE FITTINGS**


<p>REGULATOR OUTLET BUSHINGS (ADAPTORS) Pressures to 200 PSIG (1,400 kPa)</p> 	PART NO.	DESCRIPTION	MATERIAL	
	MALE NPT TO OXYGEN RH • MALE NPT TO ACET./F. GASES LH			
		132	1/8" NPT to A-Size RH	Brass
	133	1/8" NPT to A-Size LH	Brass	
	134	1/4" NPT to A-Size RH	Brass	
	135	1/4" NPT to A-Size LH	Brass	
	136	1/8" NPT to B-Size RH	Brass	
	137	1/8" NPT to B-Size LH	Brass	
	32	1/4" NPT to B-Size RH	Brass	
	SS-32	1/4" NPT to B-Size RH	St. Steel	
	33	1/4" NPT to B-Size LH	Brass	
	142	3/8" NPT to B-Size RH	Brass	
	SS-142	3/8" NPT to B-Size RH	St. Steel	
	143	3/8" NPT to B-Size LH	Brass	
	144	1/2" NPT to B-Size RH	Brass	
	145	1/2" NPT to B-Size LH	Brass	
	C-34	1/4" NPT to C-Size RH	Brass	
	C-35	1/4" NPT to C-Size LH	Brass	
	C-32	1/2" NPT to C-Size RH	Brass	
	C-33	1/2" NPT to C-Size LH	Brass	
	D-34	1/2" NPT to D-Size RH	Brass	
	D-35	1/2" NPT to D-Size LH	Brass	
	D-32	3/4" NPT to D-Size RH	Brass	
	D-33	3/4" NPT to D-Size LH	Brass	

<p>HOSE SPLICERS, BRASS Pressures to 200 PSIG (1,400 kPa)</p> 	PART NO.	DESCRIPTION	STYLE	
		35	3/16" to 3/16" ID Hose	Spiral Hex
		34	1/4" to 1/4" ID Hose	Spiral Hex
	38	3/16" to 3/16" ID Hose	Barb Hex	
	37	1/4" to 1/4" ID Hose	Barb Hex	
	149	3/8" to 3/8" ID Hose	Barb Hex	
	C-38	1/2" to 1/2" ID Hose	Barb Hex	
	D-38	3/4" to 3/4" ID Hose	Barb Hex	
	45	3/16" to 3/16" ID Hose	Barb Round	
	44	1/4" to 1/4" ID Hose	Barb Round	
	46	5/16" to 5/16" ID Hose	Barb Round	
	47	3/8" to 3/8" ID Hose	Barb Round	
	48	1/2" to 1/2" ID Hose	Barb Round	
	53	1/8" to 1/8" ID Hose	Barb No Stop	
	55	3/16" to 3/16" ID Hose	Barb No Stop	
	54	1/4" to 1/4" ID Hose	Barb No Stop	
	57	3/8" to 3/8" ID Hose	Barb No Stop	

CHAIN & PLUG ASSEMBLIES & DUST CAPS

PART NO.	THREAD SIZE	MATERIAL	
TN1-2	7/8" - 20	Brass	<p align="center">TORCH TIP NUT REPLACEMENTS TIP NUTS FOR CUTTING TORCHES & ATTACHMENTS</p>  <p align="center">TN2-1</p> <p align="center">TN4-1</p>
TN2-1	15/16" - 18	Brass	
TN2-2	7/8" - 20	Brass	
TN3-1	7/8" - 20	Brass	
TN4-1	7/8" - 20	Brass	

PART NO.	DESCRIPTION	SIZE	SERVICE	
<p align="center">B-SIZE (9/16"-18 THREAD) C-SIZE (7/8"-14 THREAD) • D-SIZE (1-1/4"-12 THREAD)</p>				<p align="center">CHAIN & PLUG ASSEMBLIES, BRASS Pressures to 200 PSIG (1,400 kPa)</p>  <p align="center">927</p>
922	5/8"-18 RH Male Nut (AVV-14A) & Plug	Brass	0-200	
927	2-Piece Assembly, Gas Tight Seal, Female Oxygen RH Nut & Plug	B-Size	CGA-022	
928	2-Piece Assembly, Gas Tight Seal, Female Acetylene LH Nut & Plug	B-Size	CGA-023	
DC-B7	1-Piece Dust Cap, Not Gas Tight, Female Oxygen RH	B-Size	CGA-022	
DC-B8	1-Piece Dust Cap, Not Gas Tight, Female Acetylene LH	B-Size	CGA-023	
C-907	2-Piece Assembly, Gas Tight Seal, Female Oxygen, RH Nut & Plug	C-Size	CGA-024	
C-908	2-Piece Assembly, Gas Tight Seal, Female Acetylene LH Nut & Plug	C-Size	CGA-025	
DCC7	1-Piece Dust Cap, Not Gas Tight, Female Oxygen RH	C-Size	CGA-024	
DCC8	1-Piece Dust Cap, Not Gas Tight, Female Acetylene LH	C-Size	CGA-025	

PART NO.	DESCRIPTION	GAS	SERVICE	
DC-B7	RH Female B-Size	Oxygen	CGA-022	<p align="center">MANIFOLD ONE-PIECE DUST CAP ASSEMBLIES NOT GAS-TIGHT</p>  <p align="center">DC-540</p>
DC-B8	LH Female B-Size	Acetylene	CGA-023	
DCC7	RH Female C-Size	Oxygen	CGA-024	
DCC8	LH Female C-Size	Acetylene	CGA-025	
DC-320	RH Female	Carbon Dioxide	CGA-320	
DC-346	RH Female	Air	CGA-346	
DC-350	LH Female	Hydrogen	CGA-350	
DC-510	LH Male	POL Acetylene	CGA-510	
DC-540	RH Female	Oxygen	CGA-540	
DC-580	RH Male	Nitrogen, Argon, Helium	CGA-580	
DC-660	RH Female	Mixtures	CGA-660	

INERT ARC FITTINGS FOR MIG/TIG TORCHES

PART NO.		DESCRIPTION	SIZE	SERVICE
INERT ARC NUTS, BRASS (TIG) Pressures to 200 PSIG (1,400 kPa)				
A-SIZE (3/8"-24) • B-SIZE (5/8"-18) • C-SIZE (7/8"-14)				
9		Inert Gas, Female RH	A-Size	CGA-020
10		Water, Female LH	A-Size	CGA-021
AW-21		Water, Male LH	A-Size	CGA-031
AW-21A		Inert Gas, Male RH	A-Size	CGA-030
<i>Use Above With AW-13, AW-24, A-Size Cable Nipples</i>				
AW-7		Air-Water, Female RH	B-Size	–
<i>Use Above With AW-30 and AW-32 Couplers</i>				
AW-14		Water, Male LH	B-Size	CGA-033
AW-14A		Inert Gas, Male RH	B-Size	CGA-032
<i>Use Above With All B-Size Inert Arc Nipples</i>				
AW-10		Water, Male LH	C-Size	CGA-035
AW-10A		Inert Gas, Male RH	C-Size	CGA-034
<i>Use Above With All C-Size Power Cable Nipples</i>				



PART NO.		DESCRIPTION	SIZE
INERT ARC NIPPLES, BRASS (TIG) Pressures to 200 PSIG (1,400 kPa)			
A-SIZE (3/8"-24) • B-SIZE (5/8"-18)			
AW-24	2" Long, Barb for 1/8" ID Hose	A-Size	
AW-13	2" Long, Barb for 3/16" ID Hose	A-Size	
<i>Use Above With 9, 10, AW-21, AW-21A Nuts</i>			
AW-3	2.175" Long, 1/8" NPT	B-Size	
AW-16	2-7/32" Long, Barb for 1/8" ID Hose	B-Size	
AW-17	2-7/32" Long, Barb for 1/4" ID Hose	B-Size	
AW-18	2-7/32" Long, Barb for 3/16" ID Hose	B-Size	
AW-19	2-7/32" Long, Barb for 3/8" ID Hose	B-Size	
AW-20	2-7/32" Long, Barb for 5/16" ID Hose	B-Size	
<i>Use Above With AW-14, AW-14A, AW-7 Nuts</i>			
AW-16B	1-13/32" Long, for 1/8" ID Hose, .190 OD	B-Size	
AW-40	2" Long, Undersized 1/8" Barb	B-Size	
AW-47	2-7/32" Long, Special 1/4" Barb	B-Size	




PART NO.		DESCRIPTION	SIZE
INERT ARC ADAPTORS, BRASS Pressures to 200 PSIG (1,400 kPa)			
MALE TO FEMALE AIR-WATER CONNECTIONS FOR INERT ARC WELDING A-SIZE (3/8"-24") • B-SIZE (5/8"-18") • C-SIZE (7/8"-14")			
AW-12		1/8" NPT Male to A-Size Female LH Water	A-Size
AW-12A		1/8" NPT Male to A-Size Female RH Inert Gas	A-Size
AW-152		1/8" NPT Male to B-Size Female LH Water	B-Size
AW-152A		1/8" NPT Male to B-Size Female RH Inert Gas	B-Size
AW-15		1/4" NPT Male to B-Size Female LH Water	B-Size
AW-15A		1/4" NPT Male to B-Size Female RH Inert Gas	B-Size
AW-28A		9/16"-18 Male to B-Size Female RH Inert Gas	B-Size
AW-27		1/4" NPT Male to C-Size Female LH Water	C-Size
AW-27A		1/4" NPT Male to C-Size Female RH Inert Gas	C-Size




INERT ARC FITTINGS FOR MIG/TIG TORCHES

PART NO.		DESCRIPTION
		B-SIZE (5/8"-18)
AW-403		RHM to CGA-022 9/16"-18 RHM
AW-405		RHF to CGA-022 9/16"-18 RHF
AW-406		LHF to B-Size RHF
AW-407		RHM to B-Size RHF -90°
AW-408		LHM to B-Size LHF -90°
AW-409		RHM to B-Size RHM
AW-427		RHM to 1/4" NPT M
AW-428		LHM to 1/4" NPT M
AW-432B		9/16" - 18 F to 5/8" - 18 F


INERT ARC HOSE & TORCH ADAPTORS, BRASS
Pressures to 200 PSIG (1,400 kPa)




PART NO.		DESCRIPTION	SIZE	
		A-SIZE (3/8"-24) • B-SIZE (5/8"-18) • C-SIZE (7/8"-14)		
<p>INERT ARC HOSE COUPLERS, BRASS Pressures to 200 PSIG (1,400 kPa)</p> 		AW-430A	CGA-030 RH Female to A-Size RH Female	A-Size
		AW-431A	CGA-031 LH Female to A-Size LH Female	A-Size
		AW-430	CGA-032 RH Female to B-Size RH Female	B-Size
		AW-431	CGA-033 LH Female to B-Size LH Female	B-Size
		AW-430B	1/4" NPT Female to CGA-032 RH Female	B-Size
		AW-430C	CGA-034 RH Female to C-Size RH Female	C-Size
		AW-431C	CGA-035 LH Female to C-Size LH Female	C-Size


PART NO.		DESCRIPTION	SIZE
AW-30		5/8"-18 Male RH to 5/8"-18 Male RH	B-Size
AW-32		1/4"-18 NPT Male to 5/8"-18 Male RH	B-Size
AW-34		5/8"-18 Male RH to 9/16"-18 Male RH	B-Size
AW-35		5/8"-18 Male LH to 9/16"-18 Male LH	B-Size


INERT ARC AIR-WATER COUPLERS, BRASS
Pressures to 200 PSIG (1,400 kPa)



PART NO.		DESCRIPTION	SIZE	
		A-SIZE (3/8"-24) • B-SIZE (5/8"-18) • C-SIZE (7/8"-14)		
<p>INERT ARC POWER CABLE ADAPTORS, BRASS (TIG) Pressures to 200 PSIG (1,400 kPa)</p> 		AW-105	RH Female to B-Size RH Female, 3/4" Hex, 2-1/8" Long	B-Size
		AW-107	LH Female to B-Size LH Female, 3/4" Hex, 2-1/8" Long	B-Size
		AW-108	RH Female to B-Size RH Female, 1-1/8" Hex, 2" Long	C-Size

**INERT ARC FITTINGS
FOR MIG/TIG TORCHES**


PART NO.		DESCRIPTION	SIZE
INERT ARC POWER CABLE NIPPLES & CONNECTOR ASSEMBLIES, BRASS Pressures to 200 PSIG (1,400 kPa)		ONE-PIECE POWER CABLE NIPPLE & TUBE CONNECTOR FOR CRIMPING A-SIZE (3/8"-24) • B-SIZE (5/8"-18)	
	AW-44	1/8" ID Hose, .22 OD Tube, 1 3/4" Long	A-Size
	AW-45	3/16" ID Hose, .245 OD Tube, 2 3/8" Long	A-Size
	AW-46	3/8" ID Hose, .367 OD Tube, 2 3/4" Long	B-Size
		C-SIZE NIPPLES FOR CRIMPING CABLE, USE WITH AW-10 & AW-10A NUT C-SIZE (7/8"-14)	
	AW-26	.225" OD Brass Tube, 1.45" Long	C-Size


PART NO.		DESCRIPTION	
ASSEMBLIES WITH COPPER TUBE FOR CRIMPING CABLE COPPER OR BRASS NIPPLE & SWIVEL NUT		INERT ARC POWER CABLE NUT, NIPPLE & COPPER TUBE ASSEMBLIES Pressures to 200 PSIG (1,400 kPa)	
AW-51	Nipple & .375" OD Copper Tube with RH 7/16"-20 Female Nut, 2 5/16" Long		
AW-53	Nipple & .218" OD Copper Tube with RH 1/4"-28 Female Nut 1-15/16" Long		

"Y" CONNECTIONS & VALVES

PART NO.	DESCRIPTION	SERVICE
A-SIZE (3/8"-24 THREAD) • B-SIZE (9/16"-18 THREAD)		
101	Oxygen RH: B-Size F Inlet to B-Size M Outlets	CGA-022
102	Acetylene/F. Gases LH: B-Size F Inlet to B-Size M Outlets	CGA-023
401	Inert Gas RH: 5/8"-18 M Inlet to 5/8"-18 F Outlets	CGA-032
402	Water, Industrial Air LH: 5/8"-18 M Inlet to 5/8"-18 F Outlets	CGA-033
PRESSURES TO 3000 PSIG (20,700 kPa)		
111-5	Short "Y" Connection: 1/4" NPT M Inlet to 1/4" NPT F Outlets	-
111-6	Short "Y" Connection: 1/8" NPT F Inlet +0 1/4" NPT F Outlets	-


"Y" CONNECTIONS, BRASS
Pressures to 200 PSIG (1,400 kPa)





	PART NO.	DESCRIPTION	SERVICE
<p>VALVED "Y" CONNECTIONS, BRASS</p> <ul style="list-style-type: none"> • For use of two cutting and/or two welding torches at once • Precision shut off valves 	B-SIZE (9/16"-18 THREAD)		
	111*	Oxygen RH: B-Size F Inlet to B-Size M Outlets	CGA-022
	112*	Acetylene/F. Gases LH: B-Size F Inlet to B-Size M Outlets	CGA-023
	411	Inert Gas RH: 5/8"-18 M Inlet to 5/8"-18 F Outlets	CGA-032
	412	Water, Industrial Air LH: 5/8"-18 M Inlet to 5/8"-18 F Outlets	CGA-033
	*Sold in retail clamshell packaging		

PART NO.	OUTLET	SERVICE	GAS
1/2" NPT MALE INLET • 7/8"-14 CGA MALE OUTLET			
WSV-1-1	RH, Gas Tight Plug/Chain	CGA-024	Oxygen
WSV-1-2	LH, Gas Tight Plug/Chain	CGA-025	Fuel Gas
WSV-1-1P	RH, No Outlet Protection	CGA-024	Oxygen
WSV-1-2P	LH, No Outlet Protection	CGA-025	Fuel Gas
WSV-1-1DC	RH, Dust Cap and Chain	CGA-024	Oxygen
WSV-1-2DC	LH, Dust Cap and Chain	CGA-025	Fuel Gas

VALVES, BRASS
Pressures to 200 PSIG (1,400 kPa) UL Listed



	PART NO.	BODY & SEAT STYLE	DESCRIPTION	MAX PSIG	
<p>CARTRIDGE VALVES STAINLESS STEEL, 1/4" NPT X 1/4" NPT</p>  <p>110 Body Style</p>	SS-110S	Male, Metal-To-Metal Seat	For corrosive gases	6000	
	SS-110K	Male, Soft Seat	Minimal force shut-off	3000	
	SS-110M	Male, Metering Seat	Fine thread for accuracy	6000	
	SS-120S	Male 90°, Metal-To-Metal Seat	For corrosive gases	6000	
	SS-120K	Male 90°, Soft Seat	Minimal force shut-off	3000	
	SS-120M	Male 90°, Metering Seat	Fine thread for accuracy	6000	
	SS-130S	Female, Metal-To-Metal Seat	For corrosive gases	6000	
	SS-130M	Female, Metering Seat	Fine thread for accuracy	6000	
	REPLACEMENT CARTRIDGES				
		SS-CK	Soft Seat Cartridge		

PART NO.	DESCRIPTION		
B-SIZE (9/16"-18 THREAD)			
203	Oxygen CGA-022: Inlet: B-Size Female Swivel Nut RH; Outlet: B-Size Male RH	<p>BRASS BODY VALVES FOR NON-CORROSIVE GASES Pressures to 200 PSIG (1,400 kPa)</p>  <p>205 215-AR</p>	
204	Acetylene/F. Gases CGA-023: Inlet: B-Size Female Swivel Nut LH; Outlet: B-Size Male LH		
205	Oxygen CGA-022: Inlet: 1/4" NPT Male; Outlet: B-Size Male RH		
206	Acetylene/F. Gases CGA-023: Inlet: 1/4" NPT Male; Outlet: B-Size Male LH		
207	Oxygen CGA-022: Inlet: B-Size Male RH; Outlet: 1/4" NPT Male		
208	Acetylene/F. Gases CGA-023: Inlet: B-Size Male LH; Outlet: 1/4" NPT Male		
208-F	Acetylene/F. Gases CGA-023: Inlet: B-Size Male LH; Outlet: 1/4" NPT Female		
209	Oxygen CGA-022: Inlet: B-Size Male RH; Outlet: B-Size Male RH		
210	Acetylene/F. Gases CGA-023: Inlet: B-Size Male LH; Outlet: B-Size Male LH		
215-AR	Inert Gas CGA-032: Inlet: 1/4" NPT Male; Outlet: 5/8"-18 Female RH		
215-FR	Inert Gas CGA-032: Inlet: 5/8"-18 Male Swivel Nut RH; Outlet: 5/8"-18 Female RH		
PRESSURES TO 3000 PSIG (20,700 kPa)			
	All Non-Corrosive Gases:		
211	Inlet: 1/4" NPT Male; Outlet: 1/4" NPT Male		
217	Inlet: 1/4" NPT Male; Outlet: 1/4" NPT Female		
218	Inlet: 1/4" NPT Female; Outlet 1/4" NPT Male		
218-D	Inlet: 1/4" NPT Female; Outlet 1/4" NPT Female		

SAFETY RELIEF VALVES

For Gaseous or Liquid Nitrogen, Oxygen, Air and other Cryogenic Fluids

- Use in cryogenic, pressure vessel, manifold and other demanding applications
- Silicone seat provides superior sealing/resealing
- Heavy duty brass construction resists corrosion

1/4" NPT RELIEF VALVE


- Accurate Cracking Pressure:
± 3 PSIG to 70 PSIG
4% of set pressure over 70 PSIG
- Temperature Range:
-100°F to +165°F
-73°C to +74°C
- Pressure Settings (PSIG)
22, 35, 50, 100, 125, 230, 235, 350
(others available upon request)
- Orifice Size: 1/4" Diameter
- Flow Coefficient
(Cv Factor): .65 Typical


1/2" NPT RELIEF VALVE


- Accurate Cracking Pressure:
± 5 PSIG to 100 PSIG
± 10 PSIG of set pressure over 100 PSIG
- Temperature Range:
-100°F to +165°F
-73°C to +74°C
- Pressure Settings (PSIG)
60, 75, 100, 150, 200, 250, 375
(others available upon request)
- Orifice Size: 5/16" Diameter
- Flow Coefficient
(Cv Factor): 1.3 Typical


PART NO.		DESCRIPTION	SAFETY RELIEF VALVES, BRASS
		1/4" NPT Inlet Relief Valves	
WMV-4-22		22 PSIG Setting	
WMV-4-35		35 PSIG Setting	
WMV-4-50		50 PSIG Setting	
WMV-4-100		100 PSIG Setting	
WMV-4-125		125 PSIG Setting	
WMV-4-230		230 PSIG Setting	
WMV-4-235		235 PSIG Setting	
WMV-4-350		350 PSIG Setting	
WMV-4-7		Pipe-away Adaptor, All Models	
		1/2" NPT Inlet Relief Valves	
WMV-8-75		75 PSIG Setting	
WMV-8-100		100 PSIG Setting	
WMV-8-150		150 PSIG Setting	
WMV-8-200		200 PSIG Setting	
WMV-8-250		250 PSIG Setting	
WMV-8-300		300 PSIG Setting	
WMV-8-350		350 PSIG Setting	
WMV-8-375		375 PSIG Setting	
WMV-8-7		Pipe-away Adaptor, All Models	


CRIMPING TOOLS

		PART NO.	INSIDE DIMENSION	LENGTH	METAL THICKNESS
 <p>9116 9940-P</p>		Dimensions In Inches			
		9940P	.542 x 1.071	3/4	.024
		453	.593 x 1.238	3/4	.025
		453-A	.640 x 1.310	3/4	.025
		454	.700 x 1.325	3/4	.025

PART NO.	FOR HOSE ID	CLAMP ID	 <p>500 502</p>
Dimensions In Inches			
500	3/16"	7/16"	
501	1/4"	1/2"	
502	1/4"	9/16"	
503	3/8"	5/8"	
504	3/8"	11/16"	

		PART NO.	DESCRIPTION
 <p>C-5A C-3</p>		Crimp with Hammer Strike or Vise Pressure	
		C-1	2 Hole Jaw 5/8" Wide, Use on 3/16", 1/4" Hose
		C-3	3 Hole Jaw 1" Wide, Use on 3/16", 1/4", 3/8" Hose
		C-3B	3 Hole Jaw 1" Wide, Use on 1/4", 5/16", 3/8" Hose
		Crimp with Hand-Grip Pressure	
		C-5	2 Hole Jaw 1/2" Wide, Use on 3/16", 1/4" Hose
		C-5A	3 Hole Jaw 1/2" Wide, Use on 5/16", 11/32", 27/64" Hose
		C-6	2 Hole Jaw 1/2" Wide, Use on 5/8", 11/16" Hose

PART NO.	DESCRIPTION	BENCH FERRULE CRIMPING TOOL
5111-A	<p>Bench Model Hose Crimper Dies need to be ordered separately. Dies are available in standard sets listed in Ferrule Table on page 20. Each set includes four segments. Dies are available with plain contracting surface (CD) or special three-ribbed surface (CDR). Sets are ordered by using die numbers in the Ferrule Table.</p> <p>Examples: Plain Die for Ferrule K-K: Order CD-38 Ribbed Die for Ferrule K-K: Order CDR-37</p>	 <p>5111-A</p>

		PART NO.	DESCRIPTION
<p>HEAVY-DUTY FERRULE CRIMP MACHINE</p> <p>Crimps Ferrules on 3/16", 1/4", 5/16", 3/8" Hose. Die Width, 1/2"</p>  <p>CR-100</p>		CR-100	Heavy-Duty Ferrule Crimp Machine
		Replacement Parts	
		CR-100A	Die Block #1 with Pin
		CR-100B	Die Block #2
		CR-100C	Die Block #3
		CR-100D	Die Block #4
		CR-100E	Die Block #5 (2 pcs.)
		CR-100F	Replacement Handle
		CR-100G	Handle Pivot Pin only
		CR-100H	Handle Pivot Pin/Ring set
		CR-100J	Cap Screw

**BRASS HOSE
FERRULES**



PART NO.	INSIDE DIAMETER	LENGTH	RECOMMENDED HAND CRIMP TOOL	5111-A DIE	
				PLAIN	RIBBED
Listed By Size In Inches • Smallest To Largest ID					
6231	.330	1/2"	C-5A	-	CDR-46
620	.410	1/2"	C-5A	-	-
769	.450	9/16"	C-1, C-5, C-5A, CR-100	-	-
4750	.475	11/16"	CR-100	-	-
624	.500	1/2"	CR-100	-	CDR-40
7322	.500	1"	C-3B	-	CDR-39
625	.525	1/2"	C-3B	-	CDR-39
7323	.525	1"	C-3B	CD-38	CDR-38
626	.548	31/64"	C-3B	-	CDR-38
7325	.562	1"	C-3B, C-5, CR-100	CD-38	CDR-37
3588	.562	3/4"	C-3B, C-5, CR-100	CD-38	CDR-37
K-K	.575	31/64"	C-1, C-3B, C-5, C-3, CR-100	CD-38	CDR-37
7326	.593	1"	C-1, C-3B, C-3, C-5	-	CDR-36
7327	.625	1"	C-3B, C-6, CR-100	-	CDR-35
7328	.656	1"	C-3B, C-6, CR-100	-	CDR-34
7329	.687	1"	C-3, C-6, CR-100	-	-
7330-B	.718	1"	C-3, C-6	-	-
7331	.750	1"	C-3, C-6	-	-
7332	.781	1"	C-3, C-6	-	-
7333	.812	1"	5111-A**	CD-28	-
7244-A	.875	27/32"	5111-A**	CD-26	CDR-25
5029-A	.900	27/32"	5111-A**	CD-25	-

Since there is no industry standard for hose wall thickness, the ID of the hose cannot be used to determine the correct ferrule. To determine the proper size ferrule, measure the OD of the hose (as a decimal) and go up to the next larger size Ferrule ID listed above.

Example: If the hose OD is .555 "use a #7325 Ferrule, which has an ID of .562".

See page 18 for listing and descriptions of all Western hand crimp tools and model 5111-A bench tool.

** Use of hand tool is not recommended. Model 5111-A is a heavy-duty bench style ferrule machine.

HOSE REPAIR KITS



CK-3



CK-5



CK-28



HOSE REPAIR KITS

Hose repair kits include crimping tool, nuts, couplers, splicers, nipples and ferrules. (See page 18 for more information on crimp tools included in the kits)

PART NO.	DESCRIPTION
HOSE REPAIR KITS WITH "HAMMER-STRIKE" CRIMP TOOL: A-SIZE (3/8"-24) & B-SIZE (9/16"-18) FITTINGS	
CK-1	Kit with C-1 Crimp Tool for 3/16", 1/4" ID Hose
CK-3	Kit with C-3 Crimp Tool for 3/16", 1/4", 3/8" ID Hose
CK-20	Kit with C-1 Crimp Tool for 3/16", 1/4" ID Hose
CK-22	Kit with C-1 Crimp Tool, for 1/4" ID Hose, B-Size Fittings Only
HOSE REPAIR KITS WITH HAND-GRIP" CRIMP TOOL: B-SIZE (9/16"-18) FITTINGS ONLY	
CK-5	Kit with C-5 Crimp Tool for 3/16", 1/4" ID Hose (A & B size nuts)
CK-6	Kit with C-6 Crimp Tool for 5/16", 3/8" ID Hose
CK-24	Kit with C-5 Crimp Tool for 3/16", 1/4" ID Hose
CK-26	Kit with C-5 Crimp Tool for 1/4" ID Hose, B-Size Fittings Only
MINI HOSE REPAIR KIT	
CK-27	A-Size (3/8"- 24) & B-Size (9/16"- 18) Mini Kit (Does not include Crimp Tool)
CK-28	B-Size (9/16"- 18) Mini Kit for 1/4" ID Hose (Does not include Crimp Tool)
CK-30	B-Size Inert (5/8"- 18) Mini Kit for 1/4" ID Hose (Does not include Crimp Tool)
HOSE REPAIR KIT B-SIZE (9/16"-18) FITTINGS ONLY	
CK-7	B-Size (9/16"-18) Kit, 189 Fittings in Case (Does not include Crimp Tool)
CK-8	A-Size (3/8"- 24) Kit, 94 Fittings in Case (Does not include Crimp Tool)
HOSE REPAIR KIT CASE ONLY	
A10004	Western Kit Case, 11" x 7" x 1-1/4"

PART NO.	DESCRIPTION
BRASS FERRULE & CRIMPING TOOL KIT	CK-10 Ferrule Kit, 134 Pieces, C-3B Crimp Tool

PIPE THREAD FITTINGS

PART NO.	DESCRIPTION	MATERIAL	MAX PSIG (kPa)
(90° Female to Female NPT)			
BEL-4-4LP	1/4" x 1/4"	Brass	1000 (6900)
BEL-4HP	1/4" x 1/4"	Brass	3000 (20,700)
BEL-8HP	1/2" x 1/2"	Brass	3000 (20,700)
(90° Female to Male NPT)			
BL-2-2LP	1/8" x 1/8"	Brass	1000 (6900)
BL-2HP	1/8" x 1/8"	Brass	3000 (20,700)
BL-4-2LP	1/4" x 1/8"	Brass	1000 (6900)
BL-4-4LP	1/4" x 1/4"	Brass	1000 (6900)
BL-4SS	1/4" x 1/4"	Stainless Steel	6000 (41,300)
BL-4HP	1/4" x 1/4"	Brass	3000 (20,700)
BL-6HP	3/8" x 3/8"	Brass	3000 (20,700)
BL-8HP	1/2" x 1/2"	Brass	3000 (20,700)
(45° Female to Male NPT)			
BSL-4-4LP	1/4" x 1/4"	Brass	1000 (6900)
BSL-4HP	1/4" x 1/4"	Brass	3000 (20,700)

PIPE THREAD ELBOWS



PART NO.	DESCRIPTION	MATERIAL	MAX PSIG (kPa)
4-Way Female			
BCR-4LP	1/4" NPT	Brass	1000 (6,900)
BCR-4HP	1/4" NPT	Brass	3000 (20,700)
BCR-4SS	1/4" NPT	St. Steel	6000 (41,300)

PIPE THREAD CROSSES



PART NO.	DESCRIPTION	MATERIAL	MAX PSIG (kPa)
3-Way Female			
BFT-2HP	1/8" NPT	Brass	3000 (20,700)
BFT-4LP	1/4" NPT	Brass	1000 (6,900)
BFT-4HP	1/4" NPT	Brass	3000 (20,700)
BFT-4SS	1/4" NPT	St. Steel	6000 (41,300)
BFT-6HP	3/8" NPT	Brass	3000 (20,700)
BFT-12HP	3/4" NPT	Brass	3000 (20,700)
Female x Male			
BMT-2HP	1/8" NPT (Branch)	Brass	3000 (20,700)
BMT-4LP	1/4" NPT (Branch)	Brass	1000 (6,900)
BST-4LP	1/4" NPT (Street)	Brass	1000 (6,900)
BMT-4HP	1/4" NPT (Branch)	Brass	3000 (20,700)
BST-4HP	1/4" NPT (Street)	Brass	3000 (20,700)

PIPE THREAD TEES





PART NO.	DESCRIPTION	LENGTH	HEX
BRASS, PRESSURES TO 3000 PSIG (20,700 kPa)			
BF-4-2HP	1/4" NPT x 1/8" NPT	1.093"	3/4"
BF-6-4HP	3/8" NPT x 1/4" NPT	1.281"	7/8"
BF-8-4HP	1/2" NPT x 1/4" NPT	1.671"	1-1/8"
BF-12-8HP	3/4" NPT x 1/2" NPT	1.700"	1-3/8"


PIPE THREAD REDUCER COUPLINGS, FEMALE TO FEMALE




PIPE THREAD FITTINGS

	PART NO.	DESCRIPTION	MATERIAL	LENGTH	HEX
PIPE THREAD ADAPTORS, FEMALE TO MALE To 3000 PSIG (20,700 kPa)  BA-4-2HP	BA-4-2HP	1/4" NPT x 1/8" NPT	Brass	1.062"	3/4"
	BA-4HP	1/4" NPT x 1/4" NPT	Brass	1.281"	3/4"
	BA-6-4HP	3/8" NPT x 1/4" NPT	Brass	1.312"	7/8"
	BA-8-4HP	1/2" NPT x 1/4" NPT	Brass	1.500"	1-1/8"
	BA-8-6HP	1/2" NPT x 3/8" NPT	Brass	1.562"	1-1/8"

PART NO.	DESCRIPTION	MATERIAL	LENGTH	HEX	
To 3000 PSIG (41,300 kPa)					PIPE THREAD HEX NIPPLES, MALE TO MALE  B-4HP B-4SS
B-2HP	1/8" NPT x 1/8" NPT	Brass	.937"	7/16"	
B-4HP	1/4" NPT x 1/4" NPT	Brass	1.437"	5/8"	
B-6HP	3/8" NPT x 3/8" NPT	Brass	1.500"	11/16"	
B-8HP	1/2" NPT x 1/2" NPT	Brass	1.875"	7/8"	
B-9HP	3/4" NPT x 3/4" NPT	Brass	1.937"	1-1/8"	
To 6000 PSIG (41,300 kPa)					
B-4SS	1/4" NPT x 1/4" NPT	St. Steel	1.437"	5/8"	

	PART NO.	DESCRIPTION	MATERIAL	LENGTH	HEX
PIPE THREAD COUPLINGS, FEMALE TO FEMALE  BF-4HP BF-4SS	To 3000 PSIG (20,700 kPa)				
	BF-2HP	1/8" NPT x 1/8" NPT	Brass	.800"	9/16"
	BF-4HP	1/4" NPT x 1/4" NPT	Brass	1.187"	3/4"
	BF-6HP	3/8" NPT x 3/8" NPT	Brass	1.180"	7/8"
	BF-8HP	1/2" NPT x 1/2" NPT	Brass	1.500"	1-3/8"
	BF-12HP	3/4" NPT x 3/4" NPT	Brass	1.520"	1-3/8"
To 6000 PSIG (41,300 kPa)					
	BF-4SS	1/4" NPT x 1/4" NPT	St. Steel	1.187"	3/4"

PART NO.	DESCRIPTION	MATERIAL	LENGTH	HEX	
B-4-2HP	1/4" NPT x 1/8" NPT	Brass	1.250"	5/8"	PIPE THREAD REDUCER BUSHINGS, MALE TO MALE Pressures to 3000 PSIG (20,700 kPa)  B-4-2HP
B-6-4HP	3/8" NPT x 1/4" NPT	Brass	1.467"	11/16"	
B-8-4HP	1/2" NPT x 1/4" NPT	Brass	1.687"	7/8"	
B-8-6HP	1/2" NPT x 3/8" NPT	Brass	1.718"	7/8"	

PIPE THREAD FITTINGS

PART NO.	DESCRIPTION	MATERIAL	LENGTH	HEX	
BE-2-25HP	1/8" NPT	Brass	2-1/2"	9/16"	PIPE THREAD EXTENSION ADAPTORS, FEMALE TO MALE Pressures to 3000 PSIG (20,700 kPa)
BE-4-3HP	1/4" NPT	Brass	3"	3/4"	



	PART NO.	DESCRIPTION	LENGTH	MATERIAL	HEX
PIPE THREAD BUSHINGS, FEMALE TO MALE Pressures to 3000 PSIG (20,700 kPa)	BB-2-4HP	1/8" NPT x 1/4" NPT	.875"	Brass	5/8"
	BB-4-6HP	1/4" NPT x 3/8" NPT	.968"	Brass	3/4"
	BB-4-8HP	1/4" NPT x 1/2" NPT	1.125"	Brass	7/8"
	BB-4-12HP	1/4" NPT x 3/4" NPT	1.168"	Brass	1-1/8"
	BB-6-8HP	3/8" NPT x 1/2" NPT	1.125"	Brass	7/8"
	BB-8-12HP	1/2" NPT x 3/4" NPT	1.168"	Brass	1-1/8"



PART NO.	DESCRIPTION	MATERIAL	HEX	
Pressures to 3000 PSIG (20,700 kPa)				PIPE THREAD CAPS & PLUGS
PC-2HP	Cap, 1/8" NPT F	Brass	5/8"	
PC-4HP	Cap, 1/4" NPT F	Brass	3/4"	
PC-6HP	Cap, 3/8" NPT F	Brass	7/8"	
PC-8HP	Cap, 1/2" NPT F	Brass	1-1/8"	
P-4HP	Hex Plug, 1/4" NPT M	Brass	5/8"	
P-6HP	Hex Plug, 3/8" NPT M	Brass	7/8"	
P-8HP	Hex Plug, 1/2" NPT M	Brass	1-1/8"	
Pressures to 6000 PSIG (41,300 kPa)				
P-4SS	Hex Plug, 1/4" NPT	Stainless Steel	5/8"	

	PART NO.	DESCRIPTION	MATERIAL	LENGTH
PIPE THREAD NIPPLES, MALE Pressures to 3000 PSIG (20,700 kPa)	BN-2-25HP	1/8" NPT	Brass	2-1/2"
	BN-4-15HP	1/4" NPT	Brass	1-1/2"
	BN-4-20HP	1/4" NPT	Brass	2"
	BN-4-30HP	1/4" NPT	Brass	3"
	BN-4-35HP	1/4" NPT	Brass	3-1/2"
	BN-4-50HP	1/4" NPT	Brass	5"
	BN-6-35HP	3/8" NPT	Brass	3-1/2"
	BN-8-35HP	1/2" NPT	Brass	3-1/2"



REGULATOR INLET FILTERS & RINGS FOR NIPPLES

ORDERING INFORMATION - FILTERS FOR REGULATOR INLET NUTS & NIPPLES

Most brass and stainless steel nipples may be ordered in any of the following 3 configurations:

1. BRASS AND STAINLESS STEEL NIPPLES WITHOUT A FILTER.

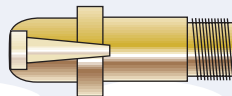
Simply order the part numbers as listed in the tables on pages 25 through 32 of this catalog.

2. BRASS NIPPLES REQUIRING A FILTER RECESS. (NO FILTER INSTALLED)

Add a "-S" to the part numbers listed in the tables on pages 25 through 32 of this catalog.

Brass nipples may be ordered with a filter recess. Filters are placed at the front or rear of the nipple, depending on the nipple design.


Example:



Part No. 63 - S -
Brass Nipple with recess

3. BRASS AND STAINLESS STEEL NIPPLES WITH INSTALLED FILTER.

Add a "-SF" to the part numbers listed in the tables of pages 25 through 32 of this catalog.



Part No. CO - 3SF -
100 Mesh stainless steel filter

PART NO.	DESCRIPTION	FILTERS FOR REGULATOR INLET NIPPLES
S-3	Porous Metal: Nickel Plated Bronze, 45 Microns	<p>S-3 Porous Metal</p>
*May be used with all stainless steel and brass nipples, except for CGA-320 nipples		

PART NO.	DESCRIPTION
M00-5	Nipple Retainer Ring, Steel
*For use only in specially grooved nipples. Ring prevents nut from sliding down to the nipple.	
<p>RETAINER RING FOR SELECTED NIPPLES</p> <p>In Position</p>	

REGULATOR INLET NUTS & NIPPLES

PRODUCT SPECIFICATION GUIDE AND ORDERING INFORMATION FOR REGULATOR INLET NUTS AND NIPPLES

Western offers nuts and nipples in a variety of materials and styles to fit a full range of gas service requirements. Five different types of nut/nipple combinations are available:

- Brass nut and nipple
- Stainless steel nut and nipple
- Nut and nipple with check valve
- Nut and nipple recessed for tubing
- Hand tight nut and nipple

Please note that all types may not be available for certain gas services.

NIPPLES WITH CHECK VALVES

Nipples with integral check valves are designed to provide additional safety in Manifold Systems and other equipment.

- Check Valve Nipples can be built into Pigtails, Tee Connections and Manifold Blocks to resist back flow of gases from lines, equipment and cylinders.
- Check valves are factory installed and are 100% tested.


Check valves are for reverse flows only – they are not to be used as Flashback Arrestors.


(See page 34 for more information on Western's line of flashback arrestors.)

HAND TIGHT NUTS & NIPPLES

Western Hand-Tight Nuts provide for easy installation and are available in brass or with plastic grips.


- Lightweight plastic grips have labels which are color-coded for gas service.
- All brass nuts are machined to CGA specifications and designed with wrench flats.
- Soft tip or o-ring type nipples should always be used with hand-tight nuts.
- CGA fittings rated over 3000 PSIG do not have soft tips and final gas-tight seating requires wrench action.


PART NO.	PART	DESCRIPTION	SERVICE	
CGA - 170 FOR NON-CORROSIVE GASES IN SMALL CYLINDERS				REGULATOR NUTS & NIPPLES, BRASS Pressures to 3000 PSIG (20,700 kPa)  170-3SF
170-3SF	Nipple	Brass, 1/8" NPT, 1-1/2" Long	CGA-170	

	PART NO.	PART	DESCRIPTION	SERVICE
REGULATOR NUTS & NIPPLES, BRASS & STAINLESS STEEL Pressures to 500 PSIG (3,400 kPa)  305-2 305-3	CGA - 200 FOR "MC" TANK ACETYLENE			
	305-2	Nut	Brass, "MC" T, .628"-20 NGO, RH Female	CGA-200
	305-3A	Nipple	Brass, 1/8" NPT, 1 1/4" Long	CGA-200

REGULATOR INLET NUTS & NIPPLES

PART NO.	PART	DESCRIPTION	SERVICE
NIPPLE ASSEMBLY Pressures to 500 PSIG (3,445 kPa)		CGA - 240 FOR AMMONIA	
SS-24-3	Nipple	St. Steel, Nipple, 1/4" NPT	CGA-240

PART NO.	PART	DESCRIPTION	SERVICE
CGA - 280 FOR MEDICAL BREATHING MIXTURES			REGULATOR NUTS & NIPPLES, BRASS Pressures to 3000 PSIG (20,700 kPa)
284	Nut	Brass, .750"-14 NGO, RH Female	
283	Nipple	Brass, 1/4" NPT, 2" Long	CGA-280
CGA - 296 FOR INDUSTRIAL MIXTURES OF OXYGEN			
29-2	Nut	Brass, .803"-14 UNS-2A, RH Male	
29-3	Nipple	Brass, 1/4" NPT, 3" Long	
6296	Nut	Brass, Hand-Tight, RH Male	
6296-0	O-Ring	Replacement	

PART NO.	PART	DESCRIPTION	SERVICE
REGULATOR NUTS & NIPPLES, BRASS Pressures to 500 PSIG (3,445 kPa)		CGA - 300 FOR COMMERCIAL ACETYLENE	
			
16-2	Nut	Brass, .830"-14 NGO, RH Female	CGA-300
16-3	Nipple	Brass, 1/4" NPT, 1-15/16" Long	CGA-300
16-8	Nipple	Brass, 1/4" NPT, 2-1/2" Long	CGA-300
16-8CV	Nipple	Brass, 1/4" NPT, 2-1/2" Long w/CV	CGA-300
616-2P	Nut	Hand-Tight, Plastic Grip, RH Female	CGA-300
616-3	Nipple	Hand-Tight, 1/4" NPT, 2-1/2" Long	CGA-300

PART NO.	PART	DESCRIPTION	SERVICE
CGA - 350 FOR HYDROGEN/NATURAL GAS			REGULATOR NUTS & NIPPLES, BRASS & STAINLESS STEEL Pressures to 3000 PSIG (20,700 kPa)
82	Nut	Brass, .830"-14 NGO, LH Female	
83	Nipple	Brass, 1/4" NPT, 2-1/2" Long	
83-CV	Nipple	Brass, 1/4" NPT, 2-1/2" Long w/Check V	
83-M1	Nipple	Recessed for 1/4" OD Tube	
83-M2	Nipple	Recessed for 5/16" OD Tube	
87	Nipple	Brass, 1/4" NPT, 3" Long	
682	Nut	Brass, Hand-Tight, LH Female	
682P	Nut	Plastic Grip, Hand-Tight, LH Female	
683	Nipple	Hand-Tight, 1/4" NPT, 2-1/2" Long	
683-PT	Tip	Soft Tip Replacement	
SS-82	Nut	St. Steel, .830"-14 NGO, LH Female	
SS-83	Nipple	St. Steel, 1/4" NPT, 2-1/2" Long	
SS-83M1	Nipple	Recessed for 1/4" OD Tube	
CGA - 410 FOR CANADIAN ACETYLENE			
410-2	Nut	Brass, .855"-14 NGO, LH Female	
410-3	Nipple	Brass, 1/4" NPT, 2-1/2" Long	
CGA - 500 FOR MEDICAL MIXTURES			
500-2	Nut	Brass, .880"-14 NGO, RH Male	
15-8	Nipple	Brass, 1/4" NPT, 2-1/2" long	
15-8CV	Nipple	Brass, 1/4" NPT, 2-1/2" long w/CV	
15-3	Nipple	Brass, 1/4" NPT, 3" Long	
15-4	Nipple	Brass, 1/4" NPT, 3-1/2" Long	
15-11	Nipple	Brass, 1/4" NPT, 4-1/2" Long	
15-8M1	Nipple	Recessed for 1/4" OD Tube	
15-8M2	Nipple	Recessed for 5/16" OD Tube	
15-8M3	Nipple	Recessed for 3/8" OD Tube	

REGULATOR INLET NUTS & NIPPLES

PART NO.	PART	DESCRIPTION	SERVICE
CGA - 320 FOR CARBON DIOXIDE			
CO-2	Nut	Brass, .830"-14 NGO RH Female	CGA-320
CO-3	Nipple	Brass, 1/4" NPT, 2" Long w/washer	CGA-320
CO-4	Nipple	Brass, 1/4" NPT, 2-1/2" Long w/washer	CGA-320
CO-4CV	Nipple	Brass, 1/4" NPT, 2-1/2" Long w/Check	CGA-320
CO-3M2	Nipple	Recessed for 5/16" OD Tube	CGA-320
6-CO-2	Nut	Brass, Hand-Tight, RH Female	CGA-320
6-CO-2P	Nut	Plastic Grip, Hand-Tight, RH Female	CGA-320
6-CO-4	Nipple	Hand-Tight, 1/4" NPT, 2-1/2" Long	CGA-320
6-CO-4M1	Nipple	Hand-Tight, Recessed for 1/4" Tube	CGA-320
SS-CO-2	Nut	St. Steel, .830"-14 NGO, RH Female	CGA-320
SS-CO-3	Nipple	St. Steel, 1/4" NPT, 2" Long	CGA-320
CO-1TW	Washer	PTFE, Snap-In	CGA-320
CO-5	Washer	Fiber, Flat	CGA-320
CO-6	Washer	PTFE, Flat	CGA-320
CO-6N	Washer	Nylon, Snap-In	CGA-320
CGA - 326 FOR NITROUS OXIDE			
13-2	Nut	Brass, .830"-14 NGO, RH Female	CGA-326
13-3	Nipple	Brass, 1/4" NPT, 2-1/2" Long	CGA-326
13-3CV	Nipple	Brass, 1/4" NPT, 2-1/2" Long w/Check V	CGA-326
613-2P	Nut	Plastic Grip, Hand-Tight, RH Female	CGA-326
613-5	Nipple	Hand-Tight, 1/4" NPT, 2-1/2" Long	CGA-326
613-KPT	Tip	Soft Tip, Replacement	CGA-326
SS-13-2	Nut	St. Steel, .830"-14 NGO, RH Female	CGA-326
SS-13-3	Nipple	St. Steel, 1/4" NPT, 2-1/2" Long	CGA-326
CGA - 330 FOR NON-CORROSIVE GASES (BRASS) OR CORROSIVE GASES (STAINLESS STEEL)			
SS-334	Nut	St. Steel, .830"-14 NGO, LH Female	CGA-330
SS-333	Nipple	St. Steel, 1/4" NPT, 2" Long	CGA-330
335	Washer	PTFE	CGA-330
CO-6N	Washer	Nylon, Snap-In	CGA-330
CGA - 346 FOR AIR			
14-2	Nut	Brass, .830"-14 NGO, RH Female	CGA-346
14-3	Nipple	Brass, 1/4" NPT, 2-1/2" Long	CGA-346
14-3CV	Nipple	Brass, 1/4" NPT, 2-1/2" Long w/Check	CGA-346
614-2P	Nut	Plastic Grip, Hand-Tight, RH Female	CGA-346
614-5	Nipple	Hand-Tight, 1/4" NPT, 2-1/2" Long	CGA-346
614-KPT	Tip	Soft Tip Replacement	CGA-346
SS-14-2	Nut	St. Steel, .830"-14 NGO, RH Female	CGA-346
SS-14-3	Nipple	St. Steel, 1/4" NPT, 2-1/2" Long	CGA-346

REGULATOR NUTS & NIPPLES, BRASS & STAINLESS STEEL Pressures to 3000 PSIG (20,700 kPa)



PART NO.	PART	DESCRIPTION	SERVICE
CGA - 347 FOR AIR/HIGH PRESSURE			
347-2	Nut	Brass, .830"-14 NGO, RH Female	CGA-347
347-3	Nipple	Brass, 1/4" NPT, 3" long	CGA-347
6347-2	Nut	Hand-Tight, RH Female	CGA-347
6347-3	Nipple	Hand-Tight, 1/4" NPT, 3" Long	CGA-347
6347-3-3	O-Ring	Replacement	CGA-347
SS-347-2	Nut	St. Steel, .830"-14 NGO, RH Female	CGA-347
SS-347-3	Nipple	St. Steel, 1/4" NPT, 3" Long	CGA-347
SS-6347-2	Nut	Hand-Tight, St. Steel, RH Female	CGA-347
SS-6347-3	Nipple	Hand-Tight, St. Steel, 1/4" NPT, 3" Long	CGA-347

REGULATOR NUTS & NIPPLES, BRASS & STAINLESS STEEL Pressures 3001 PSIG TO 5500 PSIG (37,950 kPa)



REGULATOR INLET NUTS & NIPPLES

PART NO.	PART	DESCRIPTION	SERVICE
CGA - 510 FOR POL ACETYLENE			
15-2	Nut	Brass, .880"-14 NGO, LH Male	CGA-510
15-3	Nipple	Brass, 1/4" NPT, 3" Long	CGA-510
15-4	Nipple	Brass, 1/4" NPT, 3-1/2" Long	CGA-510
15-5	Nipple	Brass, 1/2"-27, 4" Long	CGA-510
15-8	Nipple	Brass, 1/4" NPT, 2-1/2" Long	CGA-510
15-8CV	Nipple	Brass, 1/4" NPT, 2-1/2" Long w/Check	CGA-510
15-9	Nipple	Brass, 1/2"-27, 3" Long	CGA-510
15-11	Nipple	Brass, 1/4" NPT, 4-1/4" Long	CGA-510
15-8M1	Nipple	Recessed for 1/4" OD Tube	CGA-510
15-8M2	Nipple	Recessed for 5/16" OD Tube	CGA-510
15-8M3	Nipple	Recessed for 3/8" OD Tube	CGA-510
615-2	Nut	Brass, Hand-Tight, LH Male	CGA-510
615-2P	Nut	Plastic Grip, Hand-Tight, LH Male	CGA-510
615-3	Nipple	Hand-Tight, 1/4" NPT, 3-1/2" Long, w/O-Ring	CGA-510
615-3T	Nipple	Hand-Tight, 1/4" NPT, 3" Long, w/Soft Tip	CGA-510
615-8M1T	Nipple	Hand-Tight, Recessed for 1/4" Tube w/Soft Tip	CGA-510
615-0	O-Ring	Replacement O-Ring	CGA-510
615-PT	Tip	Soft Tip Replacement	CGA-510
SS-15-2	Nut	St. Steel, .880"-14 NGO, LH Male	CGA-510
SS-15-3	Nipple	St. Steel, 1/4" NPT, 3" Long	CGA-510
SS-15-3CV	Nipple	St. Steel, 1/4" NPT, 3" Long w/CV	CGA-510
SS-15-8M1	Nipple	Recessed for 1/4" OD Tube	CGA-510
CGA - 520 FOR "B" TANK - ACETYLENE			
300-2	Nut	Brass, .899"-18 NGO, RH Female	CGA-520
300-3	Nipple	Brass, 1/4" NPT, 1-3/4" Long	CGA-520

REGULATOR NUTS & NIPPLES, BRASS & STAINLESS STEEL Pressures to 500 PSIG (3,400 kPa)



PART NO.	PART	DESCRIPTION	SERVICE
CGA - 540 FOR OXYGEN			
62	Nut	Brass, .908"-14 NGO, RH Female	CGA-540
63-CV	Nipple	Brass, 1/4" NPT, 2" Long w/CV	CGA-540
63	Nipple	Brass, 1/4" NPT, 2-1/6" Long	CGA-540
66	Nipple	Brass, 1/4" NPT, 2-1/2" Long	CGA-540
69	Nipple	Brass, 1/4" NPT, 3" Long	CGA-540
67	Nipple	Brass, 1/2"-27, 2-1/2" Long	CGA-540
63-M1	Nipple	Recessed for 1/4" OD Tube	CGA-540
63-M2	Nipple	Recessed for 5/16" OD Tube	CGA-540
662	Nut	Brass, Hand-Tight, RH Female	CGA-540
662P	Nut	Plastic Grip, Hand-Tight, RH Female	CGA-540
663	Nipple	Hand-Tight, 1/4" NPT, 2-1/2" Long	CGA-540
663-KPT	Tip	Soft Tip Replacement	CGA-540
SS-62	Nut	St. Steel, .908"-14 NGO, RH Female	CGA-540
SS-63	Nipple	St. Steel, 1/4" NPT, 2-1/2" Long	CGA-540
CGA - 555 FOR BUTANE, PROPANE (LIQUID WITHDRAWL)			
72	Nut	Brass, .908"-14 NGO, LH Female	CGA-555
63-CV	Nipple	Brass, 1/4" NPT, 2" Long w/Check V	CGA-555
73	Nipple	Brass, 1/4" NPT, 2-1/16" Long	CGA-555
672	Nut	Brass, Hand-Tight, LH Female	CGA-555
672-P	Nut	Plastic Grip, Hand-Tight, LH Female	CGA-555
CGA - 577 FOR OXYGEN: 4,000 PRESSURE TO 4000 PSIG			
577-2	Nut	Brass, .965"-14 NGO, RH Female	CGA-577
577-4SF	Nipple	Brass w/Filter, 1/4" NPT, 3" Long	CGA-577

REGULATOR NUTS & NIPPLES, BRASS & STAINLESS STEEL Pressures to 3000 PSIG (20,700 kPa)



REGULATOR INLET NUTS & NIPPLES

PART NO.		PART	DESCRIPTION	SERVICE
REGULATOR NUTS & NIPPLES, BRASS & STAINLESS STEEL Pressures to 3000 PSIG (20,700 kPa)				
CGA - 580 FOR ARGON, HELIUM & NITROGEN				
92	Nut	Brass, .960"-14 NGO, RH Male	CGA-580	
15-3	Nipple	Brass, 1/4" NPT, 3" Long	CGA-580	
15-4	Nipple	Brass, 1/4" NPT, 3-1/2" Long	CGA-580	
15-8	Nipple	Brass, 1/4" NPT, 2-1/2" Long	CGA-580	
15-8CV	Nipple	Brass, 1/4" NPT, 2-1/2" Long w/CV	CGA-580	
15-11	Nipple	Brass, 1/4" NPT, 4-1/2" Long	CGA-580	
15-9	Nipple	Brass, 1/2"-27, 3" Long	CGA-580	
15-5	Nipple	Brass, 1/2"-27, 4" Long	CGA-580	
15-8M1	Nipple	Recessed For 1/4" OD Tube	CGA-580	
15-8M2	Nipple	Recessed For 5/16" OD Tube	CGA-580	
692	Nut	Brass, Hand-Tight, RH Male	CGA-580	
692P	Nut	Plastic Grip, Hand-Tight, RH Male	CGA-580	
615-0	O-Ring	Replacement O-Ring	CGA-580	
615-PT	Tip	Soft Tip Replacement	CGA-580	
615-3	Nipple	Hand-Tight, 1/4" NPT, 3-1/2" Long, w/O-Ring	CGA-590	
615-3T	Nipple	Hand-Tight, 1/4" NPT, 3" Long, w/Soft Tip	CGA-590	
615-8M1T	Nipple	Hand-Tight, 1/4" OD Tube, 2-1/8" Long	CGA-580	
SS-92	Nut	St. Steel, .960"-14 NGO, RH Male	CGA-580	
SS-15-3	Nipple	St. Steel, 1/4" NPT, 3" Long	CGA-580	
SS-15-3CV	Nipple	St. Steel, 1/4" NPT, 3" Long w/CV	CGA-580	
SS-15-8M1	Nipple	Recessed For 1/4" OD Tube	CGA-580	



PART NO.	PART	DESCRIPTION	SERVICE
CGA - 590 FOR INDUSTRIAL AIR			
93	Nut	Brass, .960"-14 NGO, LH Male	CGA-590
15-3	Nipple	Brass, 1/4" NPT, 3" Long	CGA-590
15-4	Nipple	Brass, 1/4" NPT, 3-1/2" Long	CGA-590
15-8	Nipple	Brass, 1/4" NPT, 2-1/2" Long	CGA-590
15-8CV	Nipple	Brass, 1/4" NPT, 2-1/2" Long w/CV	CGA-590
15-9	Nipple	Brass, 1/2"-27, 3" Long	CGA-590
15-5	Nipple	Brass, 1/2"-27, 4" Long	CGA-590
15-11	Nipple	Brass, 1/4" NPT, 4-1/2" Long	CGA-590
15-8M1	Nipple	Recessed For 1/4" OD Tube	CGA-590
15-8M2	Nipple	Recessed For 5/16" OD Tube	CGA-590
15-8M3	Nipple	Recessed For 3/8" OD Tube	CGA-590
693	Nut	Brass, Hand-Tight, LH Male	CGA-590
693P	Nut	Plastic Grip, Hand-Tight, LH Male	CGA-590
615-3	Nipple	Hand-Tight, 1/4" NPT, 3-1/2" Long, w/O-Ring	CGA-590
615-3T	Nipple	Hand-Tight, 1/4" NPT, 3" Long, w/Soft Tip	CGA-590
615-0	O-Ring	Replacement O-Ring	CGA-590
615-PT	Tip	Soft Tip Replacement	CGA-590
SS-93	Nut	St. Steel, .960"-14 NGO, LH Male	CGA-590
SS-15-3	Nipple	St. Steel, 1/4" NPT, 3" Long	CGA-590
SS-15-3CV	Nipple	St. Steel, 1/4" NPT, 3" Long w/CV	CGA-590
SS-15-8M1	Nipple	Recessed For 1/4" OD Tube	CGA-590
CGA - 660 FOR REFRIGERANT GASES			
604	Nut	Brass, 1.035"-14 NGO, RH Female	CGA-660
603	Nipple	Brass, 1/4" NPT, 1-3/4" Long	CGA-660
603-A	Nipple	Brass, 1/4" NPT, 2-1/4" Long	CGA-660
SS-603A	Nipple	St. Steel, 1/4" NPT, 2-1/4" Long	CGA-660
SS-604	Nut	St. Steel, 1.035-14 NGO, RH Female	CGA-660
665	Washer	PTFE	CGA-660

REGULATOR NUTS & NIPPLES, BRASS & STAINLESS STEEL

Pressures to 3000 PSIG (20,700 kPa)



REGULATOR INLET NUTS & NIPPLES

PART NO.	PART	DESCRIPTION	SERVICE	REGULATOR NUTS & NIPPLES, STAINLESS STEEL Pressures to 500 PSIG (3,400 kPa)
CGA - 670 FOR MIXTURES				
SS-704	Nut	St. Steel, 1.035"-14 NGO, LH Female	CGA-670	
SS-703A	Nipple	St. Steel, 1/4" NPT, 2-1/2" Long	CGA-670	
665	Washer	PTFE	CGA-670	

REGULATOR NUTS & NIPPLES, STAINLESS STEEL Pressures to 7500 PSIG (41,300 kPa)	PART NO.	PART	DESCRIPTION	SERVICE
	CGA - 677 FOR INERT GASES			
	SS-60-2	Nut	St. Steel, 1.035"-14 NGO, LH Female	CGA-677
	SS-60-3	Nipple	St. Steel, 1/4" NPT, 2-1/2" Long	CGA-677
	SS-60-4	Nipple	St. Steel, 3/8" NPT, 3" Long	CGA-677
SS-60M1	Nipple	Recessed For 1/4" OD Tube	CGA-677	

PART NO.	PART	DESCRIPTION	SERVICE	REGULATOR NUTS & NIPPLES, BRASS Pressures from 3000 PSIG (20,700 kPa)
CGA - 680 FOR INERT GASES				
680-2	Nut	Brass, 1.040"-14 NGO RH Male	CGA-680	
680-3SF	Nipple	Brass w/Filter, 1/4" NPT, 3" Long	CGA-680	
680-4SF	Nipple	Brass w/Filter, 1/4" NPT, 3-1/2" Long	CGA-680	
6680	Nut	Hand-Tight (Use With 680-4SF Nipple)	CGA-680	
CGA - 695 FOR FLAMMABLE GASES				
680-3SF	Nipple	Brass w/Filter, 1/4" NPT, 3" Long	CGA-695	
680-4SF	Nipple	Brass w/Filter, 1/4" NPT, 3-1/2" Long	CGA-695	



REGULATOR NUTS & NIPPLES, BRASS Pressures 4000 PSIG (27,600 kPa) to 5500 PSIG (37,950 kPa)	PART NO.	PART	DESCRIPTION	SERVICE
	CGA - 701 FOR OXYGEN			
	701-2	Nut	Brass, 1.108"-14 NGO, RH Female	CGA-701
701-4SF	Nipple	Brass w/Filter, 1/4" NPT, 3" Long	CGA-701	

PART NO.	PART	DESCRIPTION	SERVICE	REGULATOR NUTS & NIPPLES, BRASS Pressures from 5500 PSIG (37,950 kPa) to 7500 PSIG (51,750 kPa)
CGA - 670 FOR MIXTURES				
702-2	Nut	Brass, 1.120"-14 NGO, RH Male	CGA-702	
680-3SF	Nipple	Brass w/Filter, 1/4" NPT, 3" Long	CGA-702	
680-4SF	Nipple	Brass w/Filter, 1/4" NPT, 3-1/2" Long	CGA-702	

REGULATOR NUTS & NIPPLES, BRASS Pressures from 5500 PSIG (37,950 kPa) to 7500 PSIG (51,750 kPa)	PART NO.	PART	DESCRIPTION	SERVICE
	CGA - 703 FOR METHANE & HYDROGEN			
	680-3SF	Nipple	Brass w/Filter, 1/4" NPT, 3" Long	CGA-703
680-4SF	Nipple	Brass w/Filter, 1/4" NPT, 3-1/2" Long	CGA-703	

PART NO.	PART	DESCRIPTION	SERVICE	REGULATOR NUTS & NIPPLES, STAINLESS STEEL Pressures to 3000 PSIG (20,700 kPa)
CGA - 705 FOR AMMONIA				
SS-705	Nut	St. Steel, 1.125"-14 UNS-2A, RH Female	CGA-705	
SS-705-3	Nipple	1/4" NPT, 2-1/2" Long	CGA-705	
705	Washer	PTFE	CGA-705	

CHECK VALVES

REVERSE FLOW CHECK VALVES

For torch and regulator applications, Western Check Valves guard against danger caused by plugged tips, over-pressurizing or incorrect startup procedures. Proper Check Valve installation helps prevent accidents caused by gases mixing in hoses, regulators or cylinders.

NOTE: CHECK VALVES DO NOT STOP FLASHBACKS. SEE PAGE 34 FOR MORE INFORMATION ON WESTERN'S FLASHBACK ARRESTORS.

Western's reverse flow Check Valves meet or exceed CGA and OSHA requirements (Pamphlet CGA-E2) and feature:

- Flows for cutting up to 12" of steel
- Machined high quality brass with stainless steel operating spring and valve disc
- Low open/close pressures:
1 – 1-1/2 psig open valve and 10 oz. reverse pressure to positively close valve
- 100% tested
- Made in U.S.A
- Pressure ratings:
(unless otherwise listed)
Oxygen – To 125 PSIG (860 kPa)
Fuel Gas – To 50 PSIG (345 kPa)
- Check Valve Seat Material: A-Size Models – fluoroelastomer B-Size Models – Buna-N™



WESTERN CHECK VALVES

TORCH MODEL, A-SIZE (3/8"-24)

A one-piece, compact unit designed for A-Size applications. Mounts to torch to prevent reverse flow at point of origin.

PART NO.	DESCRIPTION	SERVICE
TORCH MODEL, A-SIZE (3/8"-24)		
CV-A9	Oxygen RH, A-Size Male to A-Size Female Nut, to 125 PSIG (800 kPa)	CGA-020
CV-A10	Fuel Gas LH, A-Size Male to A-Size Female Nut, to 50 PSIG (345 kPa)	CGA-021
WE-63	Torch Style - Set CVA9 & CVA10	–

TORCH MODEL, B-SIZE (9/16"-18)

Mounts easily on torch, is readily seen and can be removed for periodic testing. Flows cut up to 12" steel plate or handle heating tips (1200 SCFH at 50 PSIG). Stops reverse flow at point of origin.

PART NO.	DESCRIPTION	SERVICE
TORCH MODEL, B-SIZE (9/16"-18)		
CV-7R**	Oxygen RH, B-Size Male to B-Size Female Nut, to 125 PSIG (800kPa)	CGA-022
CV-8L**	Fuel Gas LH, B-Size Male to B-Size Female Nut, to 50 PSIG (345 kPa)	CGA-023
WE-60**	Torch Style - Set CV-7R & CV-8L	–

REGULATOR BUSHING ADAPTOR MODEL, B-SIZE (9/16"-18)

Easily mounts on outlet bushing of any regulator having a B-Size outlet. This model has the same flow capacity as the torch - type (1200 SCFH at 50 PSIG) when installed on a regulator. The Check Valve is to easy to see and is less subject to contamination, abuse and damage.

PART NO.	DESCRIPTION	SERVICE
REGULATOR BUSHING ADAPTOR MODEL B-SIZE (9/16"-18)		
CV-30R**	Oxygen RH, B-Size Female Nut to B-Size Male, to 125 PSIG (800kPa)	CGA-022
CV-31L**	Fuel Gas LH, B-Size F Nut to B-Size Male, to 50 PSIG (345 kPa)	CGA-023
WE-61*	Regulator Adaptor - Set CV-30R & CV-31L	–

*Sold in retail clamshell packaging
**UL Listed

CHECK VALVES

REGULATOR OUTLET BUSHING MODEL, B-SIZE (9/16"-18)

- Replaces outlet bushing in most regulators
- Flow capacity is 1000 SCFH at 50 PSIG
- Regulator type Check Valve is easily seen and less subject to contamination, abuse and damage
- Installed with PTFE thread seal tape on 1/4" NPT tapered threads

1/4" NPT INLINE CHECK VALVES, TO 200 PSIG (1,400 kPa)

- These Check Valves are appropriate for applications that require higher operating pressures, up to 200 PSIG
- Compact design and low open/close pressures: 3 oz. to open valve and 10 oz. of reverse pressure for positive valve closing
- Flow characteristics match those in the Flow Specification Chart (below) for B-Size Check Valves

INLINE NPT CHECK VALVES, HEAVY DUTY

- Heavy Duty Check Valves are designed for high performance in demanding applications
- All styles feature low/open/close pressures: 3 oz. to open the valve and 10 oz. of reverse pressure for positive valve closing
- Check Valve seat material is durable Ethylene Propylene (EPDM)
- For use in high pressure pigtail assemblies

CHECK VALVE FLOW SPECIFICATIONS CHARTS

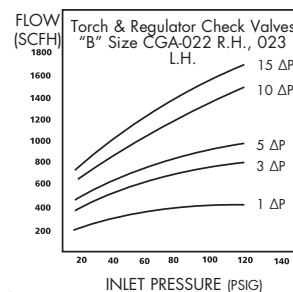
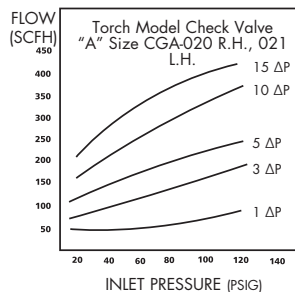
Flow curves presented here are based on air at 70° F. To convert flows of other gases, multiply by the appropriate conversion factor listed on instruction sheets included with all check valves.

PART NO.	DESCRIPTION	SERVICE
REGULATOR OUTLET BUSHING MODEL B-SIZE (9/16"-18)		
CV-32R**	Oxygen RH, 1/4" NPT Male to B-Size Male, to 125 PSIG (800 kPa)	CGA-022
CV-33L**	Fuel Gas LH, 1/4" NPT Male to B-Size Male, to 50 PSIG (345 kPa)	CGA-023
WE-62**	Regulator Outlet Set Includes CV-32R & CV-33L	B-Size

PART NO.	DESCRIPTION
1/4" NPT INLINE CHECK VALVES, TO 200 PSI (1,400 kPa)	
CV-4	1/4" NPT Male to 1/4" NPT Male
CV-5	1/4" NPT Male to 1/4" NPT Female (Flow Male to Female)
CV-6	1/4" NPT Female to 1/4" NPT Male (Flow Female to Male)



PART NO.	DESCRIPTION	MATERIAL	MAX PSIG
INLINE NPT CHECK VALVES, HEAVY DUTY			
CV-4M	1/4" NPT Male Inlet to Male Outlet	Brass	3000
CV-6M	3/8" NPT Male Inlet to Male Outlet	Brass	3000
CVF-4M	1/4" NPT Female Inlet to Male Outlet	Brass	3000
CVM-4F	1/4" NPT Male Inlet to Female Outlet	Brass	3000
CV-4MSS	1/4" NPT Male Inlet to Male Outlet	St. Steel	6000
CVF-4MSS	1/4" NPT Female Inlet to Male Outlet	St. Steel	6000
CVM-4FSS	1/4" NPT Male Inlet to Female Outlet	St. Steel	6000



GAS	CONVERSION FACTOR
Acetylene	1.05
Butane	.89
Hydrogen	3.79
Mapp Gas	.82
Methane	1.34
Oxygen	.95
Propane	.81

QUICK-CONNECTS FOR WELDING EQUIPMENT

Western's Quick Connects provide fast, reliable and positive connections and quick disconnections for torches, hoses and regulators. All models are color-coded for gas service for added safety (oxygen/green, fuel gas/red, inert gas/blue). Oxy/fuel gas models include integral reverse flow Check Valves. Quick Connects fit all B-size welding and cutting equipment.

FEATURES & SPECIFICATIONS:

- Brass construction provides long service life—cycle tested over 10,000 operations indicating a service life of 10 to 12 years of comparable use
- Non-interchangeable Oxygen and Fuel Gas connectors prevent accidental gas mixing
- Instant closure on reverse flow Check Valves with total shutoff at only 10 oz. of back pressure
- Exceed CGA flow specifications—1100 SCFH flow at 125 PSIG inlet pressure and 800 SCFH flow at 125 PSIG inlet pressure when 2 additional check valves are used in conjunction with the Quick Connects
- Spring loaded locking mechanism responds to fingertip action and achieves a gas-tight connection
- UL Listed
- For inert gas models, demand valve on supply side creates a positive seal when fitting is not connected
- Double seal socket connection on second seal provides added safety protection
- Installation and operating instructions included
- 200 psig maximum operating pressure



QUICK CONNECTS—SETS - B SIZE (9/16" - 18)

PART NO.	DESCRIPTION	COMPONENTS
QDB10*	Torch-to-Hose Set QDB11—Fuel Gas w/Check Valves	QDB12—Oxygen
QDB20*	Hose-to-Hose Set QDB21—Fuel Gas w/Check Valves	QDB22—Oxygen
QDB30*	Regulator-to-Hose QDB31—Fuel Gas w/Check Valves	QDB32—Oxygen

QUICK CONNECTS—INDIVIDUAL

PART NO.	DESCRIPTION	COMPONENTS
Torch-to-Hose		
QDB11*	Fuel Gas w/Check Valve (9/16" - 18 LH)	QDB200—Male Plug QDB201—Female Socket
QDB12*	Oxygen w/Check Valve (9/16" - 18 RH)	QDB100—Male Plug QDB101—Female Socket
Hose-to-Hose		
QDB21*	Fuel Gas w/Check Valve (9/16" - 18 LH)	QDB205—Male Plug QDB201—Female Socket
QDB22*	Oxygen w/Check Valve (9/16" - 18 RH)	QDB105—Male Plug QDB101—Female Socket
Regulator-to-Hose		
QDB31*	Fuel Gas w/Check Valve (9/16" - 18 LH)	QDB205—Male Plug QDB206—Female Socket
QDB32*	Oxygen w/Check Valve (9/16" - 18 RH)	QDB105—Male Plug QDB106—Female Socket
QDB33*	Inert Gas—Regulator-to-Hose (5/8" - 18 RH)	QDB300—Male Plug QDB301—Female Socket
QDB34*	Inert Gas—Hose-to-Machine (5/8" - 18 RH)	QDB302—Male Plug QDB303—Female Socket

* Sold in retail clamshell packaging

KwikLok - OSHA Compliant** Quick Connects with Sleeve Lock Feature

QUICK CONNECTS—SETS - B SIZE (9/16" - 18)

PART NO.	DESCRIPTION	COMPONENTS
QDB40*	Torch-to-Hose Set w/Check Valves	QDB401—Fuel Gas QDB402—Oxygen
QDB50*	Hose-to-Hose Set w/Check Valves	QDB501—Fuel Gas QDB502—Oxygen
QDB60*	Regulator-to-Hose w/Check Valves	QDB601—Fuel Gas QDB602—Oxygen

QUICK CONNECTS—INDIVIDUAL UNITS

PART NO.	DESCRIPTION	COMPONENTS
Torch-to-Hose		
QDB401*	Fuel Gas w/Check Valve (9/16" - 18 LH)	QDB200—Male Plug QDB551—Female Socket
QDB402*	Oxygen w/Check Valve (9/16" - 18 RH)	QDB100—Male Plug QDB550—Female Socket
Hose-to-Hose		
QDB501*	Fuel Gas w/Check Valve (9/16" - 18 LH)	QDB205—Male Plug QDB551—Female Socket
QDB502*	Oxygen w/Check Valve (9/16" - 18 RH)	QDB105—Male Plug QDB550—Female Socket
Regulator-to-Hose		
QDB601*	Fuel Gas w/Check Valve (9/16" - 18 LH)	QDB205—Male Plug QDB661—Female Socket
QDB602*	Oxygen w/Check Valve (9/16" - 18 RH)	QDB105—Male Plug QDB660—Female Socket
QDB73*	Inert Gas—Regulator to-Hose (5/8" - 18 RH)	QDB300—Male Plug QDB730—Female Socket
QDB74*	Inert Gas—Hose-to-Machine (5/8" - 18 RH)	QDB302—Male Plug QDB740—Female Socket

* Sold in retail clamshell packaging

** OSHA 29CFR 1915.55(f)(5), 1917.152(d)(3)(iv), and 1926.350(f)(5)

WESTERN FLASHBACK ARRESTORS-OXY/FUEL GAS

Welders rely on Western's advanced Flashback Arrestors to help prevent serious incidents caused by reverse gas flows or flashbacks. Western's Flashback Arrestors are designed to stop flashbacks by preventing ignition of mixed gases and to protect equipment such as hoses, regulators and cylinders.

FEATURES AND SPECIFICATIONS

- Color-coded for gas service to provide added safety—oxygen (green), fuel gas (red)
- Internal check valves designed to prevent reverse flow and accidental mixing of oxygen and fuel gases
- Maximum operating pressures are 15 PSIG for acetylene, 22 PSIG for other fuel gases, and 125 PSIG for oxygen
- Rated capacity of 40 SCFH with a 5 PSIG pressure drop
- Torch and Regulator models provide downstream and upstream protection
- 10" maximum cutting capacity
- Reusable; manual resetting not required
- UL listed and 100% tested
- Complete installation, testing and operating instructions included
- Safe-Mate models feature quick connect design for quick and easy installation and disconnection
- 316 stainless steel flame trap

PART NO.	DESCRIPTION	COMPONENTS
FLASHBACK ARRESTOR SETS		
FA-10*	Flashback Arrestor Set, Torch Style	FA-100P, FA-200P
FA-30*	Flashback Arrestor Set, Regulator Adaptor Style	FA-130P, FA-230P
FLASHBACK ARRESTOR COMPONENTS		
FA-100P	Flashback Arrestor, Oxygen, Torch Style, B Size	
FA-200P	Flashback Arrestor, Fuel Gas, Torch Style, B Size	
FA-130P	Flashback Arrestor, Oxygen, Regulator Adaptor Style, B Size	
FA-230P	Flashback Arrestor, Fuel Gas, Regulator Adaptor Style, B Size	

**FLASHBACK ARRESTORS
B-SIZE, 9/16" - 18**

FA-230P **FA-130P**

FA-30 SET

*Sold in retail clamshell packaging

PART NO.	DESCRIPTION
FLASHBACK ARRESTOR COMPONENTS	
FR50-OX	Flashback Arrestor, Oxygen, Regulator Style, B Size
FR50-F	Flashback Arrestor, Fuel Gas, Regulator Style, B Size
FA-60	Flashback Arrestor, Oxygen, Torch Style, C Size
FA-80	Flashback Arrestor, Oxygen, Torch Style, A Size
FA-81	Flashback Arrestor, Fuel Gas, Torch Style, A Size
FA-90	Flashback Arrestor, Oxygen, Regulator Style, A Size
FA-91	Flashback Arrestor, Fuel Gas, Regulator Style, A Size

SAFEMATES-QUICK CONNECT SETS WITH BUILT-IN FLASHBACK ARRESTORS

PART NO.	DESCRIPTION
QDF10	Torch-to-Hose Set w/Check Valves (Oxy/Fuel Gas)
QDF30	Regulator-to-Hose (Oxy/Fuel Gas)

WESTERN FLASHBACK ARRESTORS-BODIES & CGA ASSEMBLIES

Flashback Arrestor Bodies and Assemblies are available for special applications. Flashback Arrestor Bodies consist of 1/4" F and 1/4" M NPT connections. Assemblies for Adaptors and Pigtails consist of standard CGA connections on both the inlet and outlet sides of a Flashback Arrestor Body. Western also offers assemblies with ball seat

check valves for the inlet side of the Flashback Arrestor Body.

Flashback Arrestor Bodies extinguish flashes or flames before they reach the cylinder. Flashback Arrestor Assemblies are designed for installation on acetylene cylinders to prevent flashbacks into the cylinder.

These Flashback Arrestor Bodies/Assemblies can be used in any lead not exceeding 3/8" pipe size which connects an acetylene cylinder to a regulator, manifold or other equipment. Rated flow capacity is 40 SCFH with a 5 PSIG pressure drop. These units are factory assembled and 100% tested for service.

FLASHBACK ARRESTORS-BODIES CGA ADAPTOR ASSEMBLIES Pressures to 500 psig FA-2CV CGA-510 Nut & Check Valve Nipple FA-510CV CGA-510 Cylinder Valve	PART NO.	DESCRIPTION
	ARRESTOR BODIES	
	*FA-2	1/4" NPT Female x 1/4" NPT Female
	*FA-3	1/4" NPT Female x 1/4" NPT Male
FLASHBACK ARRESTOR W/ADAPTOR ASSEMBLIES		
	*FA-300	CGA-300 Commercial Acetylene
	*FA-300CV	CGA-300 Commercial Acetylene w/Inlet Check Valve
	*FA-510	CGA-510 POL Acetylene
	*FA-510CV	CGA-510 POL Acetylene w/Inlet Check Valve

*U.L. listed

PART NO.	W/CV	DESCRIPTION	SERVICE	MANIFOLD PIGTAIL WITH FLASH ARRESTOR
FP-510	FP-510CV	Horizontal, 24" length	CGA 510, POL Acetylene	
FP-510P	-	Horizontal, 18" length	CGA 510, POL Acetylene	

Please Note: Using Flashback Arrestors w/Check Valves as a precaution to avoid potentially dangerous situations is not a substitute for careful handling or strict adherence to safety rules and procedures for handling high pressure gases. Users should not tamper with the internal components of a Flashback Arrestor. Flashback Arrestors cannot be cleaned or refilled after any flash in the system. They must be replaced if the pressure drop through the Arrestor reaches 10 PSIG or more at a rated capacity of 40 SCFH.

HOTSPOTTER

This all purpose propane flame tool operates off of the pressure of a standard propane tank—no regulator required. Appropriate for a wide variety of all-season maintenance/repair applications at commercial offices, factories, institutions, warehouses, parks, residential properties, farms and parking lots.

Features and Specifications:

- Delivers up to 550,000 BTU
- No smoke, no fumes
- Burn weeds, repair asphalt, seal tar, peel paint, remove road markings, melt ice, and thaw pipes
- Durable 10 ft. neoprene hose
- Accurate brass flow control shut-off valve
- Brass propane tank adaptor
- Spark ignitor
- Durable cast iron and steel nozzle (WB-101)
- Welded tube nozzle (WB-100 & WB-102)
- 31" Heavy-Duty Handle
- Meets NFPA 51 specifications
- Packaged in retail, self-service packaging
- Excess Flow Valve
- One year warranty



WB-101-Heavy Duty



WB-102-Standard Duty



WB-100-Professional Series



WB3-Cylinder Cart
Propane Cylinder and Torch not included


PART NO.	DESCRIPTION
WB-100	Professional Series Hotspotter
WB-101	Heavy Duty Hotspotter
WB-102	Standard Duty Hotspotter
WB3	Propane Cylinder Cart with Hotspotter Holder

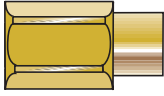
REPLACEMENT PARTS	DESCRIPTION
WB-100-13	Handle Assembly (WB-101)
WB-100-12	Nozzle Assembly (WB-101)
208-FPS	Shut-off Valve (WB-101)
WB-100-19	Handle Assembly (WB-102)
WB-100-20	Nozzle Assembly (WB-102)
208-FS	Shut-off Valve (WB-102)
WB-100-25	Hose Assembly (WB-101/102)

	2" DIA. X 1/4" NPT		2-1/2" DIA. X 1/4" NPT	
	PART NO.	GAUGE TYPE	PART NO.	GAUGE TYPE
<p>G-25-4000W G-2-30RLW</p>	G-2-30RLW	30 PSIG Red Line	–	–
	G-2-30W	30 PSIG	–	–
	G-2-100W	100 PSIG	G-25-100W	100 PSIG
	G-2-200W	200 PSIG	G-25-200W	200 PSIG
	G-2-400W	400 PSIG	G-25-400W	400 PSIG
	G-2-4000W	4000 PSIG	G-25-4000W	4000 PSIG
	Installation Requires PTFE Tape or Oxygen Safe Compound To Guard Against Leakage			

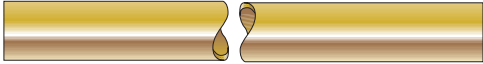
PART NO.	DESCRIPTION	PSIG SCALE	SERVICE	<p>CYLINDER PRESSURE TESTING GAUGES 2" BRASS</p> <p>G-584H</p>
G-204	"MC" Acetylene Tank	400	CGA-200	
G-304H	Commercial Acetylene with Hand-Tight Nut	400	CGA-300	
G-324H	Carbon Dioxide with Hand-Tight Nut	3000	CGA-320	
G-354H	Hydrogen with Hand-Tight Nut	3000	CGA-350	
G-514AH	POL Acetylene, 90° with Hand-Tight Nut	400	CGA-510	
G-514H	POL Acetylene, with Hand-Tight Nut	400	CGA-510	
G-524	"B" Tank Acetylene	400	CGA-520	
G-544	Oxygen	3000	CGA-540	
G-544A	Oxygen	4000	CGA-540	
G-544H	Oxygen, with Hand-Tight Nut	3000	CGA-540	
G-544AH	Oxygen, with Hand-Tight Nut	4000	CGA-540	
G-584	Nitrogen, Argon, Helium	4000	CGA-580	
G-584H	Nitrogen, Argon, Helium, Hand-Tight Nut	4000	CGA-580	
WG-584H	Ni, Ar, He, Hand-Tight Nut with Bleed Valve	4000	CGA-580	

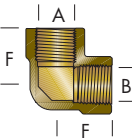
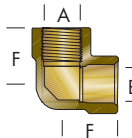
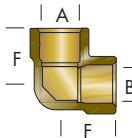
MANIFOLD ACCESSORIES


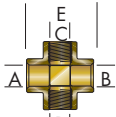
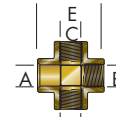
PART NO.	OD & WALL	LENGTH	STYLE	MATERIAL	PSI	
CT-40	1/4" x .065	50 Feet	Coil	Copper, Annealed	3000	MANIFOLD TUBING  COIL
CT-50	5/16" x .065	50 Feet	Coil	Copper, Annealed	2500	
CT-60	3/8" x .065	50 Feet	Coil	Copper, Annealed	2000	

MANIFOLD TUBING ADAPTOR BUSHINGS		PART NO.	DESCRIPTION	PSI	MATERIAL	
 BT-2M2		Fits PH-1 Pigtail Handle				
		BT-2M1	1/4" NPTF x 1/4" OD Tubing Recess	3000	Brass	
		BT-2M2	1/4" NPTF x 5/16" OD Tubing Recess	3000	Brass	
		BT-2M3	1/4" NPTF x 3/8" OD Tubing Recess	3000	Brass	
		BT-2M1-SS	1/4" NPTF x 1/4" OD Tubing Recess	6000	St. Steel	

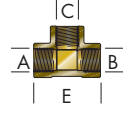
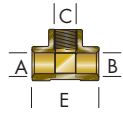

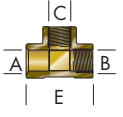
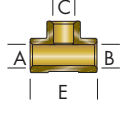
PART NO.	LENGTH	PART NO.	PART NO.	LENGTH	SIZE	
*(1/2" PIPE WALL THICKNESS - .196") * (3/4" PIPE WALL THICKNESS - .230") THREADED PIPE NIPPLES						MANIFOLD PIPE & PIPE FITTINGS, BRASS RASS ALLOY 360, Pressures to 3000 PSIG (20,700 kPa)
WHF-3-2	1-1/2"	1/2" NPT	WHF-3-9	1-1/2"	3/4" NPT	
WHF-3-2	2"	1/2" NPT	WHF-3-10	2"	3/4" NPT	
WHF-3-1	1-1/2"	1/2" NPT	WHF-3-9	1-1/2"	3/4" NPT	
WHF-3-3	4"	1/2" NPT	WHF-3-11	4"	3/4" NPT	
WHF-3-19	6"	1/2" NPT	WHF-3-21	6"	3/4" NPT	
WHF-3-5	8-1/2"	1/2" NPT	WHF-3-13	8-3/8"	3/4" NPT	
WHF-3-7	11-1/2"	1/2" NPT	WHF-3-16	11-3/8"	3/4" NPT	


NOMINAL PIPE LENGTHS BRASS ALLOY 360, PRESSURES TO 3000 PSIG (20,700 kPa)		PART NO.	LENGTH	SIZE	PART NO.	LENGTH	SIZE
 SHORT PIPE LENGTH		CLEANED FOR OXYGEN					
		WHF-3-23	2"	1/2" Nom			
		WHF-3-4	4"	1/2" Nom			
		WHF-3-20	6"	1/2" Nom			
		WHF-3-6	8-1/2"	1/2" Nom			
		NOT CLEANED FOR OXYGEN					
		WHF-3-120	6 Feet	1/2" Nom	WHF-3-122	6 Feet	3/4" Nom
		WHF-3-17	12 Feet	1/2" Nom	WHF-3-18	12 Feet	3/4" Nom
Note: 12 Foot Lengths Must Ship Via Common Carrier							

PART NO.	REF A	REF B	REF F	ELBOWS	
WHF-4-8	1/2" NPT	1/2" NPT	1-1/4"	Figure 1	PIPE ELBOWS, FEMALE PRESSURES TO 3000 PSIG (20,700 kPa)  FIGURE 1  FIGURE 2  FIGURE 3
WHF-4-11	3/4" NPT	3/4" NPT	1-3/8"	Figure 1	
WHF-4-15	1/2" NPT	.843"-.847"	1-1/4"	Figure 2	
WHF-4-19	3/4" NPT	1.053"-1.057"	1-3/8"	Figure 2	
WHF-4-2	.843"-.847"	.843"-.847"	1-1/4"	Figure 3	
.843"-.847" = 1/2" Pipe Slip * 1.053"-1.057" = 3/4" Pipe Slip					

PIPE CROSSES, FEMALE Pressures to 3000 PSIG (20,700 kPa)		PART NO.	REF A	REF B	REF C & D	REF E	CROSSES
 FIGURE 1  FIGURE 2 (SLIP THROUGH)  FIGURE 3		WHF-4-9	1/2" NPT	1/2" NPT	1/2" NPT	2-1/2"	Figure 1
		WHF-4-12	3/4" NPT	3/4" NPT	3/4" NPT	2-3/4"	Figure 1
		WHF-4-16	.843"-.847"	.843"-.847"	1/2" NPT	2-1/2"	Figure 2
		WHF-4-23	.843"-.847"	1/2" NPT	1/2" NPT	2-1/2"	Figure 3
.843"-.847" = 1/2" Pipe Slip							

**MANIFOLD
ACCESSORIES**

PART NO.	REF A	REF B	REF C	REF E	TEES	
WHF-4-7	1/2" NPT	1/2" NPT	1/2" NPT	2-1/2"	Figure 1	<p align="center">Pipe Tees, Female Pressures to 3000 PSI (20,700 kPa)</p>  <p align="center">FIGURE 1</p>  <p align="center">FIGURE 2 (SLIP THROUGH)</p>  <p align="center">FIGURE 3</p>  <p align="center">FIGURE 4</p>  <p align="center">FIGURE 5 (SLIP THROUGH)</p>
WHF-4-10	3/4" NPT	3/4" NPT	3/4" NPT	2-3/4"	Figure 1	
WHF-4-14	.843"-.847"	.843"-.847"	1/2" NPT	2-1/2"	Figure 2	
WHF-4-18	1.053"-1.057"	1.053"-1.057"	3/4" NPT	2-3/4"	Figure 2	
WHF-4-13	1/2" NPT	1/2" NPT	.843"-.847"	2-1/2"	Figure 3	
WHF-4-21	.843"-.847"	1/2" NPT	1/2" NPT	2-3/4"	Figure 4	
WHF-4-22	1.053"-1.057"	3/4" NPT	3/4" NPT	2-1/2"	Figure 4	
WHF-4-1	1.053"-1.057"	1.053"-1.057"	1.053"-1.057"	2-3/4"	Figure 5	
.843"-.847" = 1/2" Pipe Slip*1.053"-1.057" = 3/4" Pipe Slip						

PART NO.	GAS SERVICE	DESCRIPTION	MATERIAL
<p>FEMALE NPT OUTLET ADAPTORS FOR MANIFOLD PIPELINE, BRASS & STAINLESS STEEL 500 PSIG (3,400 kPa) 3000 PSIG (20,700 kPa) 6000 PSIG (41,300 kPa)</p>  <p>415-1 416-1</p>			
CGA VALVE OUTLETS TO FEMALE PIPE THREADS			
15-1	CGA-300	Commercial Acetylene, to 500 PSIG: RH Male .825"-14 NGO to 1/4" NPT Female	Brass
CO-2-1	CGA-320	Carbon Dioxide, to 3000 PSIG: RH Male .825"-14 NGO, to 1/4" NPT Female	Brass
1321-1	CGA-326	Nitrous Oxide, to 3000 PSIG: RH Male .825"-14 NGO to 1/4" NPT Female	Brass
1341-1	CGA-346	Air, to 3000 PSIG: RH Male .825"-14 NGO to 1/4" NPT Female	Brass
SS-1341-1	CGA-346	Air, to 3000 PSIG: RH Male .825"-14 NGO to 1/4" NPT Female	St. Steel
347-1	CGA-347	Air, to 5500 PSIG: RH Male .825"-14 NGO to 1/4" NPT Female	Brass
SS-347-1	CGA-347	Air, from 3,001 to 5500 PSIG: RH Male .825"-14 NGO to 1/4" NPT Female	St. Steel
800-1	CGA-350	Hydrogen, Natural Gas, to 3000 PSIG: LH Male .825"-14 NGO to 1/4" NPT Female	Brass
500-1	CGA-500	Medical Mixtures, to 3000 PSIG: RH Female .885"-14 NGO to 1/4" NPT Female	Brass
16-1	CGA-510	POL Acetylene, Propane, to 500 PSIG: LH Female .885"-14 NGO to 1/4" NPT Female	Brass
300-1	CGA-510	POL Acetylene, Propane, to 500 PSIG: 90° LH Female Nut .885"-14 NGO to 1/4" NPT Female	Brass
415-1	CGA-540	Oxygen, to 3000 PSIG: RH Male .903"-14 NGO to 1/4" NPT Female	Brass
SS-415-1	CGA-540	Oxygen, to 3000 PSIG: RH Male .903"-14 NGO to 1/4" NPT Female	St. Steel
414-1	CGA-555	Butane, Propane Liquid, 3000 PSIG: LH Male .903"-14 NGO to 1/4" NPT Female	Brass
416-1	CGA-580	Argon, Helium, Nitrogen to 3000 PSIG: RH Female .965"-14 NGO to 1/4" NPT Female	Brass
417-1	CGA-590	Industrial Air, to 3000 PSIG: LH Female .965"-14 NGO to 1/4" NPT Female	Brass
60-1	CGA-660	Refrigerant Gases, to 3000 PSIG: RH Male 1.030"-14 NGO to 1/4" NPT Female	Brass
SS-660-1	CGA-660	Refrigerant Gases, to 3000 PSIG: RH Male 1.030"-14 NGO to 1/4" NPT Female	St. Steel
SS-677-1	CGA-677	Argon, Helium, Nitrogen from 5,501 to 7500 PSIG: LH Male 1.030"-14 NGO to 1/4" NPT Female	St. Steel

PART NO.	GAS SERVICE	DESCRIPTION	MATERIAL
Medical Breathing Mix, to 3000 PSIG			
WMS-1-64	CGA-280	.745"-14 NGO, RH Male, Check Valve Outlet to 1/2" NPT	Brass
Commercial Acetylene, to 500 PSIG			
B-10	CGA-300	.825"-14 NGO, RH Male to 1/4" NPT	Brass
B-12	CGA-300	.825"-14 NGO, RH Male to 1/2" NPT	Brass
B-13	CGA-300	.825"-14 NGO, RH Male to 3/4" NPT	Brass
Carbon Dioxide, to 3000 PSIG			
B-20	CGA-320	.825"-14 NGO, RH Male to 1/4" NPT	Brass
B-21	CGA-320	.825"-14 NGO, RH Male to 3/8" NPT	Brass
B-22	CGA-320	.825"-14 NGO, RH Male to 1/2" NPT	Brass
B-23	CGA-320	.825"-14 NGO, RH Male to 3/4" NPT	Brass
Nitrous Oxide, to 3000 PSIG			
B-1320	CGA-326	.825"-14 NGO, RH Male to 1/4" NPT	Brass
B-1321	CGA-326	.825"-14 NGO, RH Male to 3/8" NPT	Brass
WMS-1-59	CGA-326	Check Valve Outlet to 1/2" NPT	Brass
Air, to 3000 PSIG			
B-1340	CGA-346	.825"-14 NGO, RH Male to 1/4" NPT	Brass
WMS-1-62	CGA-346	Check Valve Outlet to 1/2" NPT	Brass
B-1340SS	CGA-346	.825"-14 NGO, RH Male to 1/4" NPT	St. Steel
Air, to 5500 PSIG			
B-348	CGA-347	.825"-14 NGO, RH Male to 1/2" NPT	Brass
Hydrogen, Natural Gas, to 3000 PSIG			
B-30	CGA-350	.825"-14 NGO, LH Male to 1/4" NPT	Brass
B-32	CGA-350	.825"-14 NGO, LH Male to 1/2" NPT	Brass
B-33	CGA-350	.880"-14 NGO, LH Male to 3/4" NPT	Brass
Acetylene, Butane, Propane, to 500 PSIG			
B-40	CGA-510	.885"-14 NGO, LH Female to 1/4" NPT	Brass
B-42	CGA-510	.885"-14 NGO, LH Female to 1/2" NPT	Brass
B-43	CGA-510	.885"-14 NGO, LH Female to 3/4" NPT	Brass
Oxygen, to 3000 PSIG			
B-50	CGA-540	.903"-14 NGO, RH Male to 1/4" NPT	Brass
B-51	CGA-540	.903"-14 NGO, RH Male to 3/8" NPT	Brass
B-52	CGA-540	.903"-14 NGO, RH Male to 1/2" NPT	Brass
WMS-1-53	CGA-540	Check Valve Outlet to 1/2" NPT	Brass
B-53	CGA-540	.903"-14 NGO, RH Male to 3/4" NPT	Brass
B-50SS	CGA-540	.903"-14 NGO, RH Male to 1/4" NPT	St. Steel
Butane, Propane (Liq/W), to 3000 PSIG			
B-60	CGA-555	.903"-14 NGO, LH Male to 1/4" NPT	Brass

**MALE NPT OUTLET ADAPTORS
FOR MANIFOLD PIPELINE,
BRASS & STAINLESS STEEL**
500 PSIG (3,400 kPa)
3000 PSIG (20,700 kPa)
6000 PSIG (41,300 kPa)



B-20



WMS-1-53

CONTINUED ON NEXT PAGE

**MANIFOLD
ACCESSORIES**

		PART NO.	GAS SERVICE	DESCRIPTION	MATERIAL					
MALE NPT OUTLET ADAPTORS FOR MANIFOLD PIPELINE, BRASS & STAINLESS STEEL 500 PSIG (3,400 kPa) 3000 PSIG (20,700 kPa) 6000 PSIG (41,300 kPa)						Oxygen, 3000 PSIG to 4000 PSIG				
						B-578	CGA-577	.960"-14 NGO, RH Male to 1/2" NPT		Brass
Argon, Helium, Nitrogen, Etc, to 3000 PSIG										
	B-70	CGA-580	.965"-14 NGO, RH Female to 1/4" NPT		Brass					
	B-70SS	CGA-580	.965"-14 NGO, RH Female to 1/4" NPT		St. Steel					
	B-71	CGA-580	.965"-14 NGO, RH Female to 3/8" NPT		Brass					
	B-72	CGA-580	.965"-14 NGO, RH Female to 1/2" NPT		Brass					
	WMS-1-54	CGA-580	Check Valve Outlet to 1/2" NPT		Brass					
	B-73	CGA-580	.965"-14 NGO, RH Female to 3/4" NPT		Brass					
Industrial Air, to 3000 PSIG										
	B-80	CGA-590	.965"-14 NGO, LH Female to 1/4" NPT		Brass					
	B-82	CGA-590	.965"-14 NGO, LH Female to 1/2" NPT		Brass					
	B-83	CGA-590	.965"-14 NGO, LH Female to 3/4" NPT		Brass					
Refrigerant Gases, to 3000 PSIG										
	B-660-SS	CGA-660	1.030"-14 NGO, RH Male to 1/4" NPT		St. Steel					
Air, Argon, Helium, Etc, to 6000 PSIG										
	B-677-SS	CGA-677	1.030"-14 NGO, LH Male to 1/4" NPT		St. Steel					
	B-678-SS	CGA-677	1.030"-14 NGO, LH Male to 1/2" NPT		St. Steel					
	B-679-SS	CGA-677	1.030"-14 NGO, LH Male to 3/4" NPT		St. Steel					
Inert Gases, to 5500 PSIG										
	B-682	CGA-680	1.045"-14 NGO, RH Female to 1/2" NPT		Brass					

B-71



PART NO.	W/CV	GAS SERVICE	DESCRIPTION	MATERIAL
To 500 PSIG (3,400 kPa)				
T-15	T-15CV	CGA-510	POL Acetylene, LH Male	Brass
FT-510	FT-510CV	CGA-510	POL Acet., LH Male w/ Flash Arrestor	Brass
To 3000 PSIG (20,700 kPa)				
T-CO-2	-	CGA-320	Carbon Dioxide, RH Female	Brass
T-326	-	CGA-326	Nitrous Oxide, RH Female	Brass
T-346	T-346CV	CGA-346	Air, RH Female	Brass
T-82	-	CGA-350	Hydrogen, LH Female	Brass
T-62	T-62CV	CGA-540	Oxygen, RH Female	Brass
T-72	-	CGA-555	Propane (Liquid/Water) LH Female	Brass
T-92	T-92CV	CGA-580	Nitrogen, Argon, Helium, RH Male	Brass
To 5500 PSIG (37,950 kPa)				
T-347	-	CGA-347	Air, RH Female	Brass
T-347SS	-	CGA-347	Air, RH Female	St. Steel
T-680	-	CGA-680	Inert Gases, RH Male	Brass

**MANIFOLD COUPLER TEES,
BRASS & STAINLESS STEEL
WITH & WITHOUT
CHECK VALVES**



T-82




T-92CV


MANIFOLD ACCESSORIES

PART NO.	GAS SERVICE	DESCRIPTION	GAS
PRESSURES TO 3000 PSIG (20,700 kPa)			
T3-540	CGA-540	RH Male	Oxygen
T3-580	CGA-580	RH Female	Nitrogen, Argon, Helium
T3-320	CGA-320	RH Male	Carbon Dioxide
T3-346	CGA-346	RH Male	Compressed Air
T3-326	CGA-326	RH Male	Nitrous Oxide
T3-510	CGA-510	LH Female	Acetylene (pol)

**MANIFOLD 3-WAY OUTLET
COUPLER TEES, BRASS**




T3-540

MANIFOLD 4-WAY COUPLER TEES, BRASS With and Without Check Valves	PART NO.	W/CV	GAS SERVICE	DESCRIPTION	GAS
	WITH CGA NUT & NIPPLE Pressures to 3000 PSIG (20,700 kPa)				
 <p>T4-540CV</p>	T4-540	T4-540CV	CGA-540	RH Male	Oxygen
	T4-580	T4-580CV	CGA-580	RH Female	Nitrogen, Argon, Helium
	T4-320		CGA-320	RH Male	Carbon Dioxide
	T4-346		CGA-346	RH Male	Compressed Air
	T4-510		CGA-340	LH Female	Acetylene (pol)


PART NO.	DESCRIPTION	MAX PSIG	GAS	GAS SERVICE
MB-40-7	LH Female Outlets	500	POL Acet., Propane	CGA-510
MB-50	RH Male Outlets	3000	Oxygen	CGA-540
MB-50CV	With Check Valve Inlet Nipple	3000	Oxygen	CGA-540
MB-70	RH Female Outlets	3000	Nitrogen, Argon, Helium	CGA-580
MB-70CV	With Check Valve Inlet Nipple	3000	Nitrogen, Argon, Helium	CGA-580

**MANIFOLD BLOCK
ASSEMBLIES, BRASS**



MB-70

**Use with any Pigtails having CGA connections.
Brass Pigtails recommended for use with acetylene.**

MANIFOLD HEX BLOCKS, BRASS & STAINLESS STEEL	PART NO.	W/CV	MAX PSIG	MATERIAL	
	2" Block, Six Outlets				
 <p>MB-7</p> <p>MB-6</p>	MB-6	1/4" NPT Female Side Outlets	3000	Brass	
	MB-6SS	1/4" NPT Female Side Outlets	6000	St. Steel	
	2" Block, Seven Outlets				
	MB-7	1/4" NPT Female Side/Top Outlets	3000	Brass	
MB-7SS	1/4" NPT Female Side/Top Outlets	6000	St. Steel		

CHAIN & PLUG ASSEMBLIES

	PART NO.	DESCRIPTION	MATERIAL	WORKING PRESSURE	GAS	SERVICE
<p>CHAIN & PLUG ASSEMBLIES, BRASS & STAINLESS STEEL</p> <ul style="list-style-type: none"> • One and two-piece assemblies provide gas-tight sealing • Meet all CGA specifications for sealing manifolds and cylinders • CGA nut and blind nipple (plug) combination 	TWO-PIECE ASSEMBLIES					
	9326	RH Female Nut & Plug	Brass	0-3000	Nitrous Oxide	CGA-326
	9346	RH Female Nut & Plug	Brass	0-3000	Air	CGA-346
	9347	RH Female Nut & Plug	Stainless Steel	0-5500	Air	CGA-347
	982	LH Female Nut & Plug	Brass	0-3000	Hydrogen, Nat. Gas	CGA-350
	915	LH Male Nut & Plug	Brass	0-500	POL Acetylene	CGA-510
	962	RH Female Nut & Plug	Brass	0-3000	Oxygen	CGA-540
	992	RH Male Nut & Plug	Brass	0-3000	Nitrogen, Argon, Helium	CGA-580
	ONE-PIECE ASSEMBLIES					
	 <p>CP-580</p>  <p>992</p>	CP-326	RH Female Nut & Plug	Brass	3000	Nitros Oxide
CP-346		RH Female Nut & Plug	Brass	3000	Air	CGA-346
CP-350		LH Female Nut & Plug	Brass	3000	Hydrogen, Nat. Gas	CGA-350
CP-510		LH Male Nut & Plug	Brass	500	POL Acetylene	CGA-510
CP-540		RH Female Nut & Plug	Brass	3000	Oxygen	CGA-540
CP-580		RH Male Nut & Plug	Brass	3000	Nitrogen, Argon, Helium	CGA-580
CP-590		LH Male Nut & Plug	Brass	3000	Industrial Air	CGA-590

SPECIFICATIONS FOR PIGTAIL ASSEMBLIES

FOR 3000 PSIG STAINLESS STEEL BRAID/PTFE HOSE PIGTAILS FITTED WITH BRASS CONNECTIONS

Design & Material Data:

- Core consists of PTFE (polytetrafluoroethylene) with two outer reinforcing jackets of stainless steel braid (PTFE is inert to most chemicals and solvents, except molten alkali metals and fluorine at elevated temperatures and pressures)
- 1/4" nominal I.D.
- Braid consists of Type 304 full hard drawn stainless steel wire
- PTFE withstands temperatures from -65°F (-54C) through +450°F (232C)
- Burst pressure rating at room temperature: 12,000 PSIG
- Minimum bend radius of 3 inches provides for maximum life and safe performance
- Maximum 3000 PSIG working pressure on tubing
- Brass cylinder connections machined to CGA specifications for applicable gases
- All pigtails 100% tested before shipping and labelled for gas service and pressure rating
- Pressure ratings limited by CGA connection standards—the lowest pressure rating prevails

Notes:

- Burst pressure ratings for pigtails are determined at room temperature with the hose in a straight line. A safety factor of 4:1 or 5:1 should be used for normal applications. Impulse and shock pressure applications may require a higher safety factor.
- Do not apply heat to pigtails.

FOR 6000 PSIG STAINLESS STEEL BRAID/PTFE HOSE PIGTAILS FITTED WITH STAINLESS STEEL CONNECTIONS

Design & Material Data:

- Core consists of high pressure, reinforced PTFE (polytetrafluoroethylene) hose (PTFE is inert to most chemicals and solvents, except molten alkali metals and fluorine at elevated temperatures and pressures)
- PTFE fluid and ambient temperature range: -65°F (-54 C) through +450°F (232°C)
- 1/4" nominal I.D.
- .229" Minimum I.D.
.495" Maximum O.D.
- Conductive; extruded PTFE dissipates static charges

- Braid consists of inner layer with type 304 SS stainless steel, two layers of stainless steel spiral wrap, plus an outer braid of stainless steel
- Burst pressure rating at room temperature: 24,000 PSIG (see note below)
- Type 316 stainless steel used for primary tube fittings with swaged design
- Most CGA cylinder connections machined of stainless steel to specifications for applicable gases
- Minimum bend radius of 3" provides for maximum life and safe performance
- All pigtails 100% tested and labeled for gas service and pressure rating

HOW TO SPECIFY A SPECIAL ORDER WESTERN PIGTAIL

TUBE/HOSE TYPE & SIZE	INLET END CONNECTION	INLET END CONN. FINISH	OPTIONAL FEATURES
PF	346N		HTP
Rigid Tube P4 = 1/4" OD P = 5/16" OD P6 = 3/8" OD* PB = 5/16" OD PB6 = 3/8" OD* PS = 1/4" OD Flex Hose PF = 1/4" ID PFS = 1/4" ID** PF6 = .229" ID	All Styles CGA No. +N= CGA Nut/Nipple Example: 540N CGA No. +B= CGA VO or Body Example: 540B Fraction +M or F= ANSI Pipe Thread Example: 1/4F	All Styles Blank = Brass PL = Plated SS = St. Steel	All Styles Blank (None) CV = Check Valve FA = Flash Arrestor* HTP = Hand Tight N/N w/Plastic Grip HTB = Hand Tight N/N w/Brass H/T Nut GA = Gauge PH = Brass Handle VA = Shutoff Valve EL = 90° Elbow

- Model P** - 3000 PSIG (20,700kPa),....Rigid Copper Pigtail
- Model PB** - 3000 PSIG (20,700kPa),....Rigid Brass Pigtail
- Model PS** - 6000 PSIG (41,300kPa),....Rigid Stainless Steel Pigtail
- Model PF** - 3000 PSIG (20,700kPa),....Flexible PTFE Lined Pigtail
- Model PFS** - 3000 PSIG (20,700kPa),....Flexible Nylon-Lined Pigtail
- Model PF6** - 6000 PSIG (41,300kPa),....Flexible PTFE Lined Pigtail

*Use with 3/8" OD Flash Arrestor option.
 **Max hose length = 240"

SPECIAL ORDER PIGTAILS

FOR 3000 PSIG THERMOPLASTIC HOSE PIGTAILS WITH STAINLESS STEEL OR BRASS CONNECTIONS

Note: Hydrogen and Helium use only.

Design & Material Data:


- Nylon core
- Nylon withstands temperatures from -65°F (-54°C) through +250°F (+121°C)
- 1/4" nominal I.D.
- Synthetic fiber braid with polyurethane cover
- Minimum bend radius: 3"
- Burst pressure rating at room temperature: 12,000 PSIG (see note on page 44)
- CGA cylinder connections machined of brass to specifications for applicable gases
- Pressure ratings limited by CGA connections standards—the lowest pressure rating prevails
- Nylon core minimizes permeation of Helium and Hydrogen
- Non-conductive hose requires additional grounding for Hydrogen service
- Not available for oxygen service
- All Pigtailes 100% tested and labeled for gas service and pressure rating

Western can make special pigtailes in a variety of lengths and in any combination of compatible CGA fittings. However, Western is not responsible for misuse and service life of special pigtailes when the applications are unknown to the company.

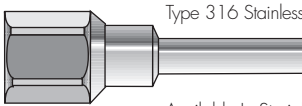
OUTLET END CONNECTION	OUTLET END CONN. FINISH	OPTIONAL FEATURES	TUBE/HOSE LENGTH	BEND/SWIVEL OPTIONS
1/2M			36	B
All Styles CGA No. +N= CGA Nut/Nipple Example: 540N CGA No. +B= CGA VO or Body Example: 540B Fraction +M or F= ANSI Pipe Thread Example: 1/4F	All Styles Blank = Brass PL = Plated SS = St. Steel	All Styles Blank (None) CV = Check Valve FA = Flash Arrestor* HTP = Hand Tight N/N with Plastic Grip HTB = Hand Tight N/N with Brass H/T Nut GA = Gauge PH = Brass Handle VA = Shutoff Valve EL = 90° Elbow	Rigid Tube 27 = 27 inches 36 = 36 inches 48 = 48 inches Flex Hose Lengths in 6" Increments: 12" minimum 18" minimum- Spring Guard 300" maximum Example: 12 = 12" (Note: Lengths do not include connections)	Rigid Tube Bends COIL Standard on 48+" DBL Two 3" Loops Standard on 27" P, PB SGL 6" Loop Standard, 36" P, PB, PS SPCL Special Bend, Print Required Flex Hose Only B = Spring Guard B1 = Spring Guard w/Swivel Inlet B2 = Spring Guard w/Swivel Outlet B1.2 = Spring Guard w/Swivel, Both Ends

Use the chart above to develop specifications for Special Order Pigtailes.

For example: PF-346N-HTP x 1/2M-36B
 represents 1/4" I.D. flexible PTFE lined Pigtail with
 CGA 346 Nut/Nipple Inlet Connection (brass) Hand-tight
 with plastic tip and 1/2" NTP M Outlet Connection (brass),
 36" long with Spring Guard

RIGID PIGTAILS, BRASS ACETYLENE & LPG SERVICE Pressure to 500 PSIG (3,400 kPa)	PART NO. WITH CV		DESCRIPTION	GAS SERVICE
	 <p>P-15-CV</p>	5/16" X .065" WALL BRASS TUBING 20" FINISHED LENGTH OVERALL		
P-15		P-15CV	LH M Propane, Mapp, Horiz.	CGA-510


PART NO.	DESCRIPTION	GAS SERVICE	HAND-TIGHT RIGID PIGTAILS FOR PLANT OR FILLING STATIONS with Brass Connections Pressure to 3000 PSIG (20,700 kPa) 36" Bent to 20" Finished Length Overall
HAND-TIGHT NUTS & NIPPLES* 5/16" x .065" WALL COPPER TUBE			
PHC-320	RH F Carbon Dioxide	CGA-320	
PHC-326	RH F Nitrous Oxide	CGA-326	
PHC-346	RH F Air	CGA-346	

STAINLESS STEEL RIGID PIGTAILS with Stainless Steel Connections *PRESSURES TO 3000 PSIG (20,700 kPa)	PART NO. WITH CV		DESCRIPTION	GAS SERVICE
	Type 304 Stainless Steel Tube TIG Welded For Long Service Life Type 316 Stainless Steel Welded Fittings  Available In Straight Lengths Use With Either Stainless Steel Or Brass Connections	1/4" x .049 WALL ST. STEEL TUBE TYPE 316 SS CGA FITTINGS 20" Finished Length Overall		
PS-320		-	Carbon Dioxide, RH F	CGA-320
PS-540	PS-540CV	Oxygen, RH F	CGA-540	
-	PS-580CV	Nitrogen, Argon, RH M	CGA-580	
PS-590	-	Industrial Air, LH M	CGA-590	

RIGID PIGTAILS

PART NO.		WITH CV	DESCRIPTION	GAS SERVICE
5/16" x .065" WALL COPPER TUBE, DOUBLE LOOP Pressures to 3000 PSIG (20,700 kPa)				
PH-326			RH F Nitrous Oxide	CGA-326
PH-63	PH-63CV		RH F Oxygen	CGA-540
PH-73	-		LH F Propane (Liquid With.)	CGA-555
PH-83	-		LH F Hydrogen	CGA-350
PH-93	-		LH M Industrial Air	CGA-590

RIGID PIGTAILS, BRASS FORGED HANDLE with Brass Connections




Check Valve Nipple Flow → CGA Nut & Nipple

Brass Pigtail Handle (Part PH-1)

27" Length Bent to 12" Overall Length

PH-63CV

PART NO.		WITH CV	DESCRIPTION	SERVICE
MANIFOLD RIGID PIGTAILS, COPPER TUBING with Brass Connections PRESSURES TO 3000 PSIG (20,700 kPa)				
ANNEALED 5/16" x .065" WALL COPPER TUBE				
 <p>P-92</p> <p>7" Length Bent to 12"</p>				
P-63	P-63CV		RH F, Oxygen	CGA-540
P-92	-		RH M, Nitrogen, Argon, Helium	CGA-580
P-1320	-		RH F, Nitrous Oxide	CGA-326
P-1340	-		RH F, Air	CGA-346

PART NO.	WITH CV	SERVICE
ANNEALED 5/16" x .065" WALL COPPER TUBE		
PV-1340	RH F, Air	CGA-346


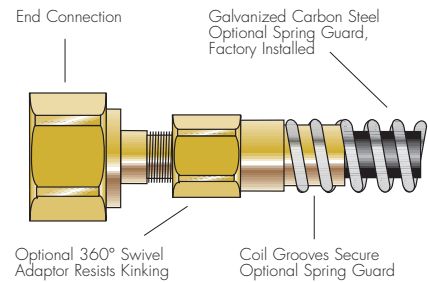
PART NO.	DESCRIPTION
STAINLESS STEEL RIGID PIGTAILS Pressures to 6000 PSIG (41,300 kPa)	
	1/4" Female Both Ends
PS-4-36	36" Length, Straight
PS-4-60	60" Length, Straight

SERVICE	PART NO.	DESCRIPTION	WORKING PRESSURE
-	PF-4	1/4" NPT F x 1/4" F NPT with Spring Guard: Add B to End of Part No.	0-3000
COMPLETE ASSEMBLIES			
CGA-300	PF-16	Commercial Acetylene, RH Female	0-500
	PF-16CV	with Check Valve, Inlet	
	PF-16HT	with Hand Tight Nut, One End	
CGA-320	PF-320	Carbon Dioxide, RH Female	0-3000
		with Spring Guard add B to length	
	PF-320HT	with Hand Tight Nut, One End	
CGA-326	PF-326	Nitrous Oxide, RH Female	0-3000
		with Spring Guard add B to length	
	PF-326CV	with Check Valve, Inlet Side	
	PF-326HT	with Hand Tight Nut, One End	
CGA-346	PF-346	Air, RH Female	0-3000
		with Spring Guard add B to length	
	PF-346CV	with Check Valve, Inlet Side	
	PF-346HT	with Hand Tight Nut, One End	
CGA-347	PF-347	Air, RH Female	3001-5500
	PF-347CV	with Check Valve, Inlet Side	
	PF-347HT	with Hand Tight Nut, One End	
CGA-510	PF-15	POL Acetylene, LH Male	0-500
	PF-15CV	with Check Valve, Inlet Side	
	PF-15HT	with Hand Tight Nut, One End	
CGA-540	PF-63	Oxygen, RH Female	0-3000
		with Spring Guard add B to length	
	PF-63CV	with Check Valve, Inlet Side	
	PF-63HT	with Hand Tight Nut, One End	
CGA-577	PF-577	Oxygen, RH Female	3001-4000
	PF-577CV	with Check Valve, Inlet Side	
CGA-580	PF-92	Nitrogen, Argon, RH Male	0-3000
		with Spring Guard add B to length	
	PF-92CV	with Check Valve, Inlet Side	
	PF-92HT	with Hand Tight Nut, One End	
CGA-590	PF-93	Industrial Air, LH Male	
	0-3000	with Spring Guard add B to length	
	PF-93CV	with Check Valve, Inlet Side	
	PF-93HT	with Hand Tight Nut, One End	
CGA-680	PF-680	Inert Gases, RH Male	3001-5500
	PF-680CV	with Check Valve, Inlet Side	
	PF-680HT	with Hand Tight Nut, One End	
CGA-701	PF-701	Oxygen, RH Female	4001-5500
	PF-701CV	with Check Valve, Inlet Side	

**STAINLESS STEEL FLEXIBLE PIGTAILS,
BRASS CONNECTIONS**

- SUB ASSEMBLY FOR SPECIAL CONFIGURATIONS
- AVAILABLE IN A VARIETY OF LENGTHS
- 100% TESTED AND CLEANED FOR OXYGEN SERVICE
- FOR HOSE SPECIFICATIONS SEE PAGE 64

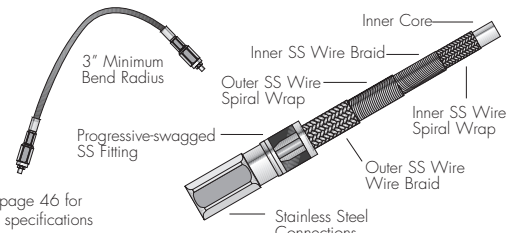
Type 304 SS Braid




**HOW TO ORDER
PF-XXX-XX-X**

END CONNECTIONS	LENGTH	OPTIONS
From CGA Listing Below	18", 24", 36", 48" (Note: Lengths Do Not include Connections)	B = Spring Guard B1 = Spring Guard, With Inlet Swivel Adaptor B2 = Spring Guard, With Outlet Swivel Adaptor

PART NO.	DESCRIPTION	MAX PSIG	GAS SERVICE	THERMOPLASTIC FLEXIBLE PIGTAILS, NYLON LINED, BRASS CONNECTIONS
COMPLETE ASSEMBLIES 100% TESTED				
PFS-83	Hydrogen, LH F	0-3000	CGA-350	
PFS-83CV	with Check Valve, Inlet Side			
PFS-92	Helium, RH M	0-3000	CGA-580	
PFS-92CV	with Check Valve, Inlet Side			

STAINLESS STEEL FLEXIBLE PIGTAILS, LINED, STAINLESS STEEL PTFE CONNECTIONS 	PART NO.	DESCRIPTION	MAX PSIG	SERVICE
	COMPLETE ASSEMBLIES 100% TESTED & OXYGEN CLEANED			
	PF-346SS	Air, RH F	3000	CGA-346
	PF-347SS	High Pressure Air, RH F	5500	CGA-347
	PF-350SS	Natural Gas, LHF	3000	CGA-350
	PF-540SS	Oxygen, RH F	3000	CGA-540
	PF-580SS	Argon, Nitrogen, Etc, RH M	3000	CGA-580
	PF-590SS	Air, Nitrogen, Etc, LH M	3000	CGA-590
	PF-4SS	1/4" NPT Female to 1/4" NPT F	6000	-

PART NO.	DESCRIPTION	LENGTH	STAINLESS STEEL FLEXIBLE PIGTAILS, BRASS CONNECTIONS Pressures to 3000 PSIG (20,700 kPa)
00% TESTED & CLEANED FOR OXYGEN INDIVIDUALLY POLY BAGGED 3" MINIMUM BEND RADIUS			
PF2-4-12	1/4" NPT Female End Connections	12"	
PF2-4-18	1/4" NPT Female End Connections	18"	
PF2-4-24	1/4" NPT Female End Connections	24"	
PF2-4-36	1/4" NPT Female End Connections	36"	
PF2-4-48	1/4" NPT Female End Connections	48"	
PF2-4-60	1/4" NPT Female End Connections	60"	
PF2-4-72	1/4" NPT Female End Connections	72"	

STAINLESS STEEL FLEXIBLE PIGTAILS, STAINLESS STEEL CORRUGATED INNER CORE, STAINLESS STEEL CONNECTIONS Pressures to 3000 PSIG (20,700 kPa)	PART NO.	DESCRIPTION	LENGTH
	100% TESTED & CLEANED FOR OXYGEN INDIVIDUALLY POLY BAGGED 2-3/4" MINIMUM BEND RADIUS		
	HPF-4-18	1/4" NPT F x 1/4" NPT F	18"
	HPF-4-24	1/4" NPT F x 1/4" NPT F	24"
	HPF-4-36	1/4" NPT F x 1/4" NPT F	36"
	HPF-4-48	1/4" NPT F x 1/4" NPT F	48"

CRYOGENIC HOSES SAE FLARE CONNECTIONS

CRYOGENIC TRANSFER HOSES

For Oxygen, Nitrogen, Carbon Dioxide, Nitrous Oxide and Argon Cryogenic Liquids

- Use in cryo-biological and medical systems, and gas filling plants
- Constructed with 316 stainless steel for all wetted parts
- Machined CGA Stainless Steel end connections
- Cleaned for oxygen service
- Hoses meet all applicable FDA and CGA Guidelines
- Exceptional flexibility, hose resists kinking
- 1/2" ID

ACCESSORIES

- 90° stainless steel elbow extends hose life
- Phase separator speeds filling and controls splashing

PART NO.		DESCRIPTION	SERVICE
		Oxygen Hose Assembly	CGA-440
WMH-2-9	48"		
WMH-2-10	60"		
WMH-2-11	72"		
WMH-2-12	120"		
WMH-2-13	144"		
		Nitrogen, Argon Hose Assembly	CGA-295
WMH-2-14	48"		
WMH-2-15	60"		
WMH-2-16	72"		
WMH-2-17	120"		
WMH-2-18	144"		
F-61	Oxygen, SS Cylinder Fill Elbow 90°	CGA-440	
F-63	Nitrogen, Argon, SS Cylinder Fill Elbow 90°	CGA-295	
F-62*	Phase Separator, 3/8" NPT F x 2-1/2" Long	-	

TRANSFER HOSE, CRYOGENIC Pressures to 500 PSIG (3,400 kPa)



*To attach to Transfer Hose Assembly, use F-32 for CGA-295 or F-42 for CGA-440

PART NO.		DESCRIPTION	PART	SERVICE	SAE FLARE
		Pressures to 500 PSIG (3,400 kPa)			
F-10	.4375"-20 UNF-2B, RH F	Nut	CGA-165	1/4"	
F-11	CGA-165 to 1/8" NPT M	Adaptor		1/4"	
F-12	CGA-165 to 1/4" NPT M	Adaptor		1/4"	
F-20	.625"-18 UNF-2B, RH F	Nut	CGA-182	3/8"	
F-22	CGA-182 to 1/4" NPT M	Adaptor		3/8"	
F-30	.750"-16 UNF-2B, RH F	Nut	CGA-295	1/2"	
F-31	CGA-295 to 1/4" NPT M	Adaptor		1/2"	
F-32	CGA-295 to 3/8" NPT M	Adaptor		1/2"	
F-33	CGA-295 To 1/2" NPT M	Adaptor		1/2"	
F-40	.875"-14 UNF-2B, RH F	Nut	CGA-440	5/8"	
F-41	CGA-440 to 1/4" NPT M	Adaptor		5/8"	
F-42	CGA-440 to 3/8" NPT M	Adaptor		5/8"	
F-43	CGA-440 to 1/2" NPT M	Adaptor		5/8"	
F-44	CGA-440 to 3/4" NPT M	Adaptor		5/8"	

BRASS SAE FLARE TUBING CONNECTIONS



CGA 622 SERIES FITTINGS

PART NO.		DESCRIPTION	SERVICE
		Pressures to 500 PSIG (3,400 kPa)	
		Carbon Dioxide (R-744)	CGA-622
622-2	Nut, Stamped CGA 622		
F-51	Adaptor, CGA 622 x 1/4" NPT		
F-52	Adaptor, CGA 622 x 3/8" NPT		
F-53	Adaptor, CGA 622 x 1/2" NPT		
WMH-2-29	Hose Assembly, CGA 622, 48"		
WMH-2-30	Hose Assembly, CGA 622, 60"		
WMH-2-31	Hose Assembly, CGA 622, 72"		
WMH-2-32	Hose Assembly, CGA 622, 120"		
WMH-2-33	Hose Assembly, CGA 622, 144"		

CGA 624 SERIES FITTINGS

PART NO.		DESCRIPTION	SERVICE
		Pressures to 500 PSIG (3,400 kPa)	
		Nitrous Oxide (R-744a)	CGA-622
F-73	Adaptor, CGA 624 x 1/2" NPT		
WMH-2-34	Hose Assembly, CGA 624, 48"		
WMH-2-35	Hose Assembly, CGA 624, 60"		
WMH-2-36	Hose Assembly, CGA 624, 72"		
WMH-2-37	Hose Assembly, CGA 624, 120"		
WMH-2-38	Hose Assembly, CGA 624, 144"		

MANIFOLDS

Western has manufactured quality manifold systems since 1978. We offer a wide variety of Industrial, Healthcare, and Spec Gas Manifold options to meet your needs.

Manifold options and accessories include:

- Manual, Auto, or Semi-Auto changeover
- Station drops and related accessories
- Alarms
- Pressure switches
- Cylinder Brackets
- Mounting Brackets
- Flashback Arrestors
- Fuel Gas Safety Kits



Not sure which manifold to order?

Our custom configurator takes the guess work out of manifold selection. Please visit www.westernenterprises.com/configurator or use the QR Code to the right to design your manifold, receive a custom part code, and get help from our manifold specialists.



Manifold Catalogs can be downloaded from our website at www.WesternEnterprises.com/catalogs. Paper copies are also available.



CYLINDER ADAPTORS, BRASS

CGA-200	CGA-280	CGA-300	CGA-346
<p>To CGA-300: Part 322</p>  <p>"MC" Acetylene Cylinder To Commercial Acetylene Regulator</p>	<p>To CGA-540: Part 831</p>  <p>Medical Breathing Mix Cylinder To Oxygen Regulator</p>	<p>To CGA-510: Part 61</p>  <p>Commercial Acetylene Cylinder To POL Acetylene Regulator</p>	<p>To CGA-580: Part 828</p>  <p>Air Cylinder To Argon, Helium, Nitrogen Regulator</p>

CGA-200	CGA-295	CGA-300	CGA-346
<p>To CGA-510: Part 321</p>  <p>"MC" Acetylene Cylinder To POL Acetylene Regulator</p>	<p>To CGA-440: Part 840</p>  <p>Argon (LqW) Cylinder To Oxygen (LqW) Regulator</p>	<p>To CGA-510: Part 1690</p>  <p>Commercial Acetylene Cylinder To POL Acetylene Regulator At 90°</p>	<p>To CGA-590: Part 843</p>  <p>Air Cylinder To Industrial Air Regulator</p>

CGA-200	CGA-296	CGA-300	CGA-350
<p>To CGA-510: Part 324</p>  <p>"MC" Acetylene Cylinder To POL Acetylene Regulator</p>	<p>To CGA-590: Part 841</p>  <p>Industrial Mix Of Oxygen (Over 23%) Cylinder To Industrial Air Regulator</p>	<p>To CGA-520: Part 316</p>  <p>Commercial Acetylene Cylinder To "B" Tank Regulator</p>	<p>To CGA-580: Part 808</p>  <p>Hydrogen Cylinder To Nitrogen, W.P. Regulator</p>

CGA-200	CGA-300	CGA-320	CGA-500
<p>To CGA-520: Part 305</p>  <p>Adapts "MC" Acetylene Cylinder To "B" Tank Regulator At 90°</p>	<p>To CGA-200: Part 304</p>  <p>Commercial Acetylene Cylinder To "MC" Acetylene Regulator</p>	<p>To CGA-580: Part 806</p>  <p>Carbon Dioxide Cylinder To Nitrogen, W.P. Regulator</p>	<p>To CGA-540: Part 872</p>  <p>Med Mixtures Cylinder To Oxygen Regulator</p>

CGA-200	CGA-300	CGA-346	CGA-500
<p>To CGA-520: Part 314</p>  <p>"MC" Acetylene Cylinder To "B" Tank Regulator</p>	<p>To CGA-510: Part 16</p>  <p>Commercial Acetylene Cylinder To POL Acetylene Regulator</p>	<p>To CGA-540: Part 827</p>  <p>Air Cylinder To Oxygen Regulator</p>	<p>To CGA-580: Part 873</p>  <p>Med Mixtures Cylinder To Nitrogen, W.P. Regulator</p>

**CYLINDER ADAPTORS,
BRASS**

CGA-500	CGA-510	CGA-520	CGA-555
<p>To CGA-590: Part 874</p>  <p>Medical Mixtures Cylinder To Industrial Air Regulator</p>	<p>To CGA-410: Part 1516</p>  <p>POL Acetylene Cylinder To Canadian Acetylene Regulator</p>	<p>To CGA-510: Part 317</p>  <p>"B" Tank Cylinder To POL Acetylene Regulator</p>	<p>To CGA-580: Part 809</p>  <p>Propane (LqW) Cylinder To Nitrogen, W.P. Regulator</p>

CGA-510	CGA-510	CGA-520	CGA-580
<p>To CGA-200: Part 320</p>  <p>POL Acetylene Cylinder To Commercial "MC" Acetylene Regulator</p>	<p>To CGA-510: Part 820</p>  <p>POL Acetylene Cylinder To POL Acetylene Regulator At 90°</p>	<p>To CGA-510: Part 318</p>  <p>"B" Tank Cylinder To POL Acetylene Regulator At 90°</p>	<p>To CGA-320: Part 810</p>  <p>Nitrogen W.P. Cylinder To Carbon Dioxide Regulator</p>

CGA-510	CGA-510	CGA-540	CGA-580
<p>To CGA-300: Part 15</p>  <p>POL Acetylene Cylinder To Commercial Acetylene Regulator</p>	<p>To CGA-520: Part 315</p>  <p>POL Acetylene Cylinder To "B" Tank Regulator</p>	<p>To CGA-346: Part 832</p>  <p>Oxygen Cylinder To Air Regulator</p>	<p>To CGA-346: Part 830</p>  <p>Nitrogen Cylinder To Air Regulator</p>

CGA-510	CGA-520	CGA-540	CGA-580
<p>To CGA-300: Part 51</p>  <p>POL Acetylene Cylinder To Commercial Acetylene Regulator (1 Piece)</p>	<p>To CGA-200: Part 306</p>  <p>"B" Tank Cylinder To "MC" Acetylene Regulator</p>	<p>To CGA-580: Part 416</p>  <p>Oxygen Cylinder To Nitrogen, Argon, W.P. Regulator</p>	<p>To CGA-350: Part 811</p>  <p>Nitrogen W.P. Cylinder To Hydrogen Regulator</p>

CGA-510	CGA-520	CGA-555	CGA-580
<p>To CGA-350: Part 818</p>  <p>POL Acetylene Cylinder To Hydrogen Regulator</p>	<p>To CGA-300: Part 319</p>  <p>"B" Tank Cylinder To Commercial Acetylene Regulator</p>	<p>To CGA-510: Part 802</p>  <p>Propane (LqW) Cylinder To POL Acetylene Regulator</p>	<p>To CGA-540: Part 415</p>  <p>Nitrogen W.P. Cylinder To Oxygen Regulator</p>

CYLINDER ADAPTORS

CYLINDER ADAPTORS

Adaptors connect a regulator to a cylinder or other equipment when different CGA threads on the mating parts make a direct connection impossible.

Adaptors must be selected with care to ensure that regulators and other equipment are used only with compatible gases and pressure ratings.

A mixture of non-compatible gases in any system is a possible hazard. Regulators and all other parts of an adapted system must be thoroughly purged of all contaminants, especially organic material and residual gases. Replace worn or damaged fittings immediately to ensure safe and dependable operation.

Adaptors should not be used as permanent installations. For long-term use, the appropriate CGA regulator should be used on all cylinders and gas systems.

CYLINDER ADAPTORS TABLE
CYLINDER CGA TO REGULATOR CGA PLUS COMPONENT PARTS

PART NUMBERS				FROM CYLINDER SERVICE	TO REGULATOR SERVICE
CYLINDER ADAPTOR	CYLINDER NUT	CYLINDER NIPPLE	REGULATOR ADAPTOR		
322	305-2	305-3	15-1A	CGA-200 "MC" Acetylene	CGA-300 Commercial Acetylene
321	305-2	305-3	300-1A	CGA-200 "MC" Acetylene	CGA-510 POL Acetylene 90°
324	305-2	305-3	16-1A	CGA-200 "MC" Acetylene	CGA-510 POL Acetylene
305	305-2	305-3	305-1	CGA-200 "MC" Acetylene	CGA-520 "B" Tank 90°
314	305-2	305-3	314-1	CGA-200 "MC" Acetylene	CGA-520 "B" Tank
831	284	283	415-1-A	CGA-280 Medical Mixtures	CGA-540 Oxygen
841	29-2	X-29-3	X-417-1	CGA-296 Ind Mix (Oxygen)	CGA-590 Industrial Air
304	16-2	X-16-3	X-302-1	CGA-300 Commercial Acetylene	CGA-200 "MC" Acetylene
16	16-2	16-3	16-1	CGA-300 Commercial Acetylene	CGA-510 POL Acetylene
61	16-2	16-3	300-1-B	CGA-300 Commercial Acetylene	CGA-510 POL Acetylene
1690	16-2	X-16-3	X-301-1	CGA-300 Commercial Acetylene	CGA-510 POL Acetylene 90°
316	16-2	16-3		CGA-300 Commercial Acetylene	CGA-520 "B" Tank
806	CO-2	CO-3	416-1	CGA-320 Carbon Dioxide	CGA-580 Nitrogen
827	14-2	14-3	415-1	CGA-346 Air	CGA-540 Oxygen
828	14-2	14-3	416-1	CGA-346 Air	CGA-580 Nitrogen
843	14-2	14-3	417-1	CGA-346 Air	CGA-590 Industrial Air
808	82	83	416-1	CGA-350 Hydrogen	CGA-580 Nitrogen
1453	410-2	410-3	16-1	CGA-410 Canadian Acetylene	CGA-510 POL Acetylene
872	500-2	15-8	415-1	CGA-500 Medical Mixtures	CGA-540 Oxygen
873	500-2	15-8	416-1	CGA-500 Medical Mixtures	CGA-580 Nitrogen
874	500-2	15-8	417-1	CGA-500 Medical Mixtures	CGA-590 Industrial Air
320	15-2	15-8	302-1	CGA-510 POL Acetylene	CGA-200 "MC" Acetylene
15	15-2	15-8	15-1	CGA-510 POL Acetylene	CGA-300 Commercial Acetylene
51	15-2	15-8	15-1	CGA-510 POL Acetylene	CGA-300 Coml Acet 1 Piece
818	15-2	15-8	800-1	CGA-510 POL Acetylene	CGA-350 Hydrogen
1516	15-2	15-8		CGA-510 POL Acetylene	CGA-410 Canadian Acetylene
820	15-2	15-8	300-1	CGA-510 POL Acetylene	CGA-510 POL Acetylene 90°
315	15-2	15-8	301-1	CGA-510 POL Acetylene	CGA-520 "B" Tank
306	300-2		306-1	CGA-520 "B" Tank Acetylene	CGA-200 "MC" Acetylene
319	300-2	300-3	15-1	CGA-520 "B" Tank Acetylene	CGA-300 Commercial Acetylene
317	300-2	300-3	16-1	CGA-520 "B" Tank Acetylene	CGA-510 POL Acetylene
318	300-2	300-3	300-1	CGA-520 "B" Tank Acetylene	CGA-510 POL Acetylene 90°
832	62	63	1341-1	CGA-540 Oxygen	CGA-346 Air
416	62	63	416-1	CGA-540 Oxygen	CGA-580 Nitrogen
802	72	73	16-1	CGA-555 Propane (LqW)	CGA-510 POL Acetylene
809	72	73	416-1	CGA-555 Propane (LqW)	CGA-580 Nitrogen
810	92	15-8	CO-2-1	CGA-580 Nitrogen	CGA-320 Carbon Dioxide
830	92	15-8	1341-1	CGA-580 Nitrogen	CGA-346 Air
811	92	15-8	800-1	CGA-580 Nitrogen	CGA-350 Hydrogen
415	92	15-8	415-1	CGA-580 Nitrogen	CGA-540 Oxygen
812	92	15-8	414-1	CGA-580 Nitrogen	CGA-555 Propane (LqW)
813	92	15-8	417-1	CGA-580 Nitrogen	CGA-590 Industrial Air
858	93	15-8	1341-1	CGA-590 Industrial Air	CGA-346 Air
815	93	15-8	416-1	CGA-590 Industrial Air	CGA-580 Nitrogen

REGULATORS

Contact Western or visit www.westernenterprises.com for a listing of our complete line of Regulators

HVAC NITROGEN PURGING REGULATOR

The easiest way to install line sets

- Preset Purge (25-35 CFH) Braze (3-6 CFH) and Pressure Test (500 PSI or 250 PSI) Settings
- Regulator and Flowmeter in ONE
- Hand Tight Cylinder Connection



VN-500
500 PSI Test Pressure

VN-250
250 PSI Test Pressure




PART NUMBER	DESCRIPTION
VN-250	Nitrogen Purging/Test Regulator w/250 PSI
VN-500	Nitrogen Purging/Test Regulator w/500 PSI

NEW ACCU-TROL REGULATOR

New regulator technology that saves you time & money

**Argon/CO₂ Regulator
for MIG or TIG Welding**



MODEL NUMBER	GAS	CGA	FLOW SETTINGS (CFH)
ACU-200	CO ₂ + ARGON	580	OFF, 10, 17, 22.5, 25, 30, 40, 45, 50, 55, 60

*Flows calibrated for mixture of Ar75%, CO₂ 25%

Industrial Products



Global Gas Management Technology

Enterprises | Innovator | Medica | Westwinds

875 Bassett Road, Westlake, OH 44145

Toll Free (800)783.7890 / Phone (440)871.2160 / Fax (440)835.8283

ISO 9001/ISO 13485 Registered Quality System

